

POLIOVIRUS EPIDEMIOLOGY

The AFP surveillance system has reported 3689 AFP cases in 2009, including 1646 from Punjab, 959 from Sindh, 730 from NWFP, 127 from FATA, 165 from Balochistan, 41 from AJK, 10 from FANA., and 11 from Islamabad. **The overall AFP surveillance indicators at the national and provincial levels are above the international standards.** The non-polio AFP rate (annualized) is 6.2 per 100,000 children below 15 years of age and percent AFP cases with adequate specimens is 91%.

POLIOVIRUS EPIDEMIOLOGY

There were 10 new polio cases reported since publication of the last bulletin, including seven type-1 and three type-3 cases (details on page 2). Pakistan has reported a total of 62 confirmed polio cases, including 40 type-1, 21 type-3 cases and one case which is a mixture of both serotypes (1 and 3).

Seven polio cases had onset of paralysis in January, two in February, zero in March, six in April, four in May, three in June, 14 in July, 19 in August and seven cases in September (see page two for a comparison of 2008 and 2009 poliovirus transmission). The provincial breakdown includes nine cases from Punjab, 11 from Sindh, 19 from NWFP, 17 from FATA and six from Balochistan.

It is important to mention that the majority of districts in the country have no polio cases. To date in 2009, there are 26 infected districts and towns across the country. AJK and FANA have not reported a polio case for nine and 11 years respectively.

Epidemiological data complemented by genetic analysis of polioviruses highlights that:

- ◆ Nearly 70% of polio cases are either located in the insecure areas of NWFP, FATA and Balochistan or are linked with poliovirus circulation in these areas.
- ◆ Outside NWFP and FATA, poliovirus circulation continues in Sindh province mainly Karachi and north-western Balochistan (Killa Abdullah, Pishin & Quetta). These areas share circulation with each other and southern Afghanistan (Kandhar area) due to the extensive population movements between these areas.
- ◆ Each of the districts which have at least one polio case in 2009 had sufficient vaccination campaigns in 2008 and 2009 except those in NWFP & FATA with access issues.

Vaccination monitoring data indicate three major challenges to stopping poliovirus circulation: - 1) insecurity in NWFP, FATA and Balochistan and bordering areas of Afghani-

stan; 2) inconsistent campaign quality in parts of Sindh and Balochistan at sub-district/ town levels; and 3) generally low routine immunization.

Key to success in polio eradication lies in:

- ◆ Holding the district leadership accountable for polio campaigns and routine immunization. Every child must be reached. Performance of the district management should be measured by the immunization indicators
- ◆ Re-vitalizing the provincial steering committees under chairmanship of the Chief Secretaries
- ◆ Strong inter-sectoral collaboration at all levels
- ◆ Engaging all the stakeholders in the insecure areas to support vaccination activities.

| <u>Inside this issue</u> | <u>page</u> |
|--|-------------|
| Characteristics of recent polio cases..... | 2 |
| Global update..... | 2 |
| Circulation pattern in 2008 & 2009..... | 2 |
| October 2009 NIDs..... | 3 |
| Environmental Surveillance..... | 3 |
| Province wise AFP surveillance data..... | 3 |
| District wise summary of key indicators... | 4-8 |
| Reported AFP cases by week of onset | 8 |
| Confirmed polio cases by month of onset... | 8 |



APP95-10
 ISLAMABAD: October 10 - President Asif Ali Zardari administering polio drop to a kid during the launching ceremony of 2009 Polio Eradication Campaign in the Presidency. APP

News Briefs & Upcoming Events

- ◆ The President Mr. Asif Ali Zardari inaugurates the nation wide vaccination campaign on 10 October
- ◆ The Governor NWFP and FATA and the Chief Minister Punjab launch the campaign in Peshawar and Lahore respectively
- ◆ Ms. Aseefa Bhutto Zardari (daughter of the President and ex Prime Minister Shaheed Mohtarma Benazir Bhutto) is named the Ambassador for Polio Eradication in Pakistan.
- ◆ Health Department NWFP conducts the campaign for the whole of Swat with help of all key stakeholders (community elders , civil administration and armed forces). The majority of the children in Swat have not been accessed in several campaigns in the last 20 months due to insecurity. A total of 13 type-1 polio cases have been reported this year from the district.
- ◆ Polio vaccine in October round is procured through support of the World Bank under Third Partnership with the Polio Eradication Program. This arrangement will cover the cost of vaccines for campaigns up to early 2011.
- ◆ The next nation wide vaccination campaign is scheduled from 16 to 18 November.

EPIDEMIOLOGICAL CHARACTERISTICS OF RECENT POLIO CASES

| Province/Region | District | Onset of Paralysis | Wild Virus Type | Sex | Age (months) | Routine OPV Doses* | SIA OPV doses* |
|-----------------|----------------|--------------------|-----------------|-----|--------------|--------------------|----------------|
| NWFP | SWAT | 02/09/2009 | NSL1 | M | 24 | 0 | 0 |
| NWFP | SWAT ^ | 30/08/2009 | NSL1 | F | 10 | 0 | 0 |
| NWFP | SWAT ^ | 29/08/2009 | NSL1 | F | 18 | 0 | 4 |
| NWFP | SWAT ^ | 07/09/2009 | NSL1 | M | 12 | 0 | 0 |
| FATA | BAJOUR | 01/09/2009 | NSL1 | M | 18 | 0 | 7+ |
| NWFP | CHARSADA ^ | 09/09/2009 | NSL3 | F | 46 | 3 | 7+ |
| PUNJAB | MULTAN | 27/08/2009 | NSL1 | M | 15 | 3 | 7+ |
| NWFP | SWAT ^ | 05/09/2009 | NSL1 | F | 24 | 0 | 2 |
| NWFP | SWAT ^ | 11/09/2009 | NSL1 | F | 10 | 0 | 1 |
| SINDH | KARACHI GADAP# | 24/08/2009 | NSL3 | M | 2 | 0 | 2 |
| BALUCHISTAN | QUETTA | 14/09/2009 | NSL3 | M | 5 | 0 | 3 |

* As per recall of parents

^ Insecure areas.

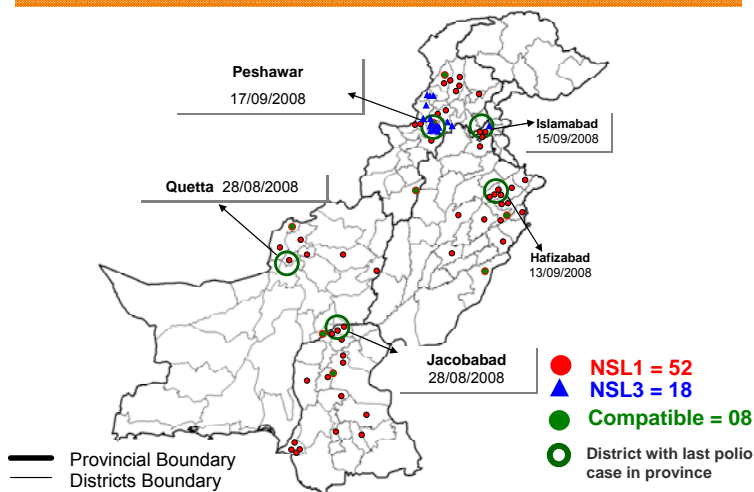
† Refusal

Afghan

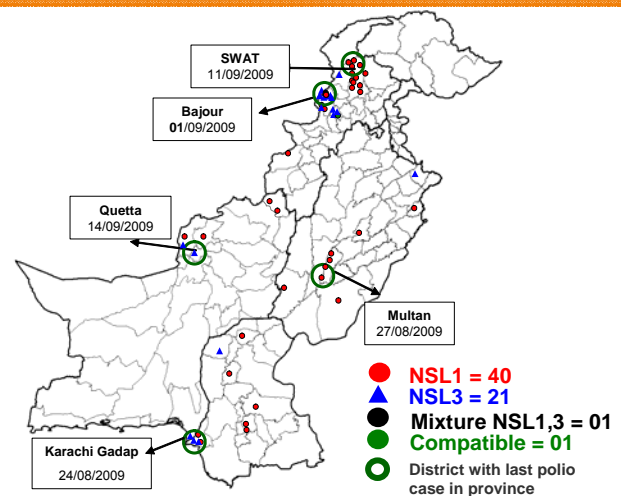
POLIO VIRUS CIRCULATION PATTERN IN 2008 AND 2009

As of 12 October 2009, 62 polio cases have been reported from 26 districts / towns compared with 75 cases in 42 district in the same period in 2008 (by week No. 40). Whereas NWFP and FATA together reported the highest number of polio cases in both years, Punjab has reported only 9 cases this year compared with 18 cases in 2008. Epidemiological data complemented by genetic analysis of polioviruses confirm that there is ongoing circulation in the insecure areas of NWFP and FATA (mainly in the central region), Sindh (mainly Karachi) and north-western Balochistan (mainly Kila Abdullah). Also, there seems to be slow circulation of type-1 in Punjab, although in 2009 circulation is predominantly in the southern region. At the beginning of 2009, there was spread of type-3 poliovirus from NWFP to Punjab and later this year from Sindh to north-western Balochistan. There are no cases from Peshawar and Islamabad this year. However, in 2009 appearance of type-1 poliovirus in southern NWFP/FATA is of concern due to ongoing rather recently increasing insecurity in this region; the circulation is linked with circulation in the north-western Balochistan. Population movements between Pakistan and Afghanistan continue to play a major role in the sharing of poliovirus, reinforcing the need for ongoing excellent collaboration between both countries. There is no significant change in the age pattern of polio cases in both years and young children continue to be at more risk of being affected by polio. However, the median OPV doses of the polio cases have decreased from 5 in 2008 to 2.5 in the current year. Further analysis shows that there is a rise in the proportion of zero dose cases in 2009 (35%) as compared to 2008 (13%). Apart from two cases, all zero dose cases are from NWFP/FATA and Balochistan.

POLIO CASES BY DISTRICT 2008



POLIO CASES BY DISTRICT 2009



Global Update, 2009 (as of 8th September)

1126 confirmed cases were reported globally in 2009 (861 cases from endemic countries and 265 from non-endemic countries) compared with 1341 for the same period in 2008. The cases are: Pakistan - 62, Afghanistan - 22, India - 395 Nigeria-382, Mali -8, Cameroon-2, Burkina Faso-13, Angola-26, Chad-24; Liberia-10, Guinea-23; CAR-14; Ivory Coast-27; Kenya-18, Sierra Leone-2; Sudan-45, DRC-3; Niger-15, Uganda-8, Benin- 20 and Togo-6.

For details, please visit: www.polioeradication.org

SEPTEMBER CASE RESPONSE CAMPAIGNS

Case response vaccination campaigns were conducted in the month of September using mOPV1 and mOPV3 based on the evolving poliovirus epidemiology. A total of 36 selected districts/agencies were targeted during these activities targeting 7.5 million children under 5 years of age. It is important to highlight that almost 50% of the target population of Swat district was accessible for the first time after remaining completely inaccessible since October 2008.

OCTOBER NIDS

The fifth nation-wide polio campaign commenced from 12 October, targeting all children below five years of age with trivalent Oral Polio Vaccine except in Swat where mOPV1 was used.

In addition to the campaign inauguration by the President of Pakistan in Islamabad, the Governor NWFP and FATA in Peshawar and Chief Minister Punjab in Lahore, the provincial level launching ceremonies were held in Balochistan (by the Health Minister) and AJK (Minister for Hydro-Electricity Board). District level social mobilization activities were also conducted. The Federal Minister for communication gave polio drops to children at Islamabad toll plaza.

The National Polio Control Cell was established with support of a coalition of television channels from government and private sector. Rotary and Warid, a cell phone company, together supported SMS messages to the subscribers of Warid to encour-

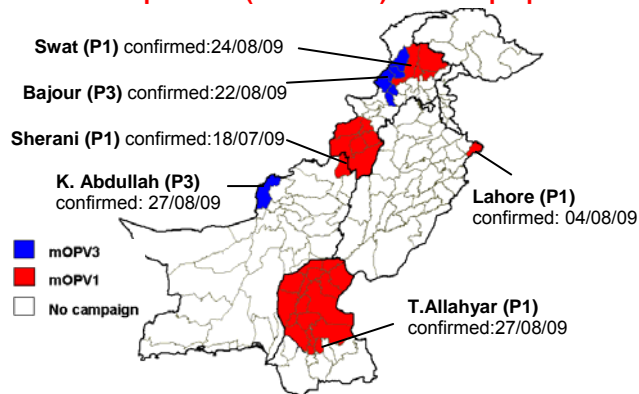
age parents for vaccination of their children below 5 years and call Polio Control Cell if teams do not reach using Toll Free line 0800-POLIO.

Traffic Police continued to support the campaign in Islamabad, Peshawar and Lahore while the National Highway and Motorway Police continued their role in ensuring vaccination of children on move.



APP28-10
LAHORE: October 10 – Punjab Chief Minister Mian Shahbaz Sharif administering polio drops to a child to inaugurate the 3-day anti-polio campaign at Fatima Jinnah Medical College. APP

September (7-9 & 10-12) 2009 Mop-up



THIRD PARTNERSHIP WITH THE WORLD BANK

Oral Polio Vaccine from this round until the June 2011 campaign will be provided under the Third partnership for Polio Eradication between the Government of Pakistan, World Bank and UNICEF. The 74 million US\$ allocated to this partnership will become a loan for the Government of Pakistan if the following indicators are not met:

- Arrival of vaccine in districts at least 3 days before the start of the campaign
- At least 90% vaccination coverage verified through finger/nail marking at the district level

The assessment of the above indicators will be made by a Third Party evaluator selected by the World Bank through open bidding.

ENVIRONMENTAL SURVEILLANCE

Environmental surveillance has been initiated in Pakistan. In the initial phase, sewage water samples are being taken from 6 different sites in Karachi and two in Lahore districts. These sites have been chosen considering different factors pertaining to poliovirus epidemiology and the sewage system of these areas. A month-wise schedule has been prepared and the provincial health authorities have nominated staff to collect specimens from these sites. The WHO Eastern Mediterranean Regional Office supported the capacity building of field and laboratory

staff. Specimens are being tested in the national laboratory for polioviruses at the National Institute of Health Islamabad which is also the WHO Regional Reference Laboratory for Polio Eradication. The laboratory has reported that all samples collected so far have been of good quality. A total of 24 specimens have been tested so far in the laboratory and 7 of these have isolation of wild polioviruses (4 type-3, 3 type-1 and one mixture of type-1 and type-3). Environmental surveillance will help the program better understand the patterns of poliovirus circulation.

Province-wise AFP Surveillance Data for 2008 & 2009

| Province/ Region | AFP Surveillance Data 2008 | | | | | | AFP Surveillance Data 2009 | | | | | | | | | | Rec. File Date |
|---------------------|-----------------------------|--------------------------|------------------|--------------------|---------------------|------------------|----------------------------|--------------------------|------------------------|----------------------|---------------------|------------------|-----------------------------|-------------------|-----------------|--------------------------|--------------------------------|
| | Minimum Expected AFP* Cases | Total Reported AFP Cases | Wild Polio Cases | Indicators | | | Minimum Expected | Total Reported AFP Cases | Wild Polio virus Cases | Indicators | | | Zero Reporting‡ | | | Active Surveillance (%)† | |
| | | | | Non-Polio AFP Rate | Adequate Stools (%) | 60 Day Follow Up | | | | Non-Polio AFP Rate** | Adequate Stools (%) | 60 Day Follow Up | Number Zero Reporting Sites | Completeness (%)† | Timeliness (%)† | | |
| Punjab | 860 | 2,177 | 31 | 5.0 | 94 | 94 | 885 | 1,646 | 9 | 5.0 | 94 | 94 | 1278 | 91 | 91 | 99 | 26 September 2009 ^e |
| Sindh | 365 | 1,334 | 18 | 7.2 | 90 | 91 | 374 | 959 | 11 | 6.9 | 90 | 92 | 1438 | 90 | 96 | 95 | |
| NWFP | 213 | 1,275 | 38 | 11.5 | 86 | 91 | 219 | 730 | 19 | 8.9 | 88 | 81 | 1209 | 94 | 86 | 75 | |
| FATA | 36 | 191 | 14 | 9.7 | 82 | 89 | 37 | 127 | 17 | 8.2 | 80 | 80 | 215 | 81 | 67 | 38 | |
| Balochistan | 77 | 253 | 11 | 6.2 | 82 | 86 | 78 | 165 | 6 | 5.6 | 87 | 90 | 480 | 91 | 82 | 88 | |
| AJK | 33 | 65 | 0 | 3.8 | 88 | 95 | 35 | 41 | 0 | 3.2 | 90 | 88 | 91 | *** | | | |
| FANA | 12 | 23 | 0 | 4.6 | 87 | 95 | 10 | 10 | 0 | 2.7 | 100 | 90 | 42 | 100 | 100 | 100 | |
| Islamabad | 11 | 26 | 5 | 3.3 | 92 | 96 | 13 | 11 | 0 | 2.4 | 91 | 100 | 39 | 100 | 96 | 100 | |
| Pakistan | 1,604 | 5,344 | 117 | 6.5 | 92 | 92 | 1,651 | 3,689 | 62 | 6.2 | 91 | 91 | 4,792 | 92 | 88 | 85 | |

* The expected number of AFP cases calculated @ 2/100,000 children below 15 years of age.

*** Data not received

** Non Polio rate is annualized up to week No.38 ending on 26 September 2009.

‡ Zero reports and active surveillance averaged for last 4 weeks

FEEDBACK

National Surveillance Cell, Polio Eradication Initiative, WHO Building, National Institute of Health (NIH), Park Road, Chak Shahzad, Islamabad-Pakistan, PO Box: 1013, Phone: +92 51 9255123, +92 51 9255282, Exchange: +92 51 925075, 077, 184, 185, Ext: 62461 Fax: +92 51 9255192, 9255274 Email: epidata@pak.emro.who.int Website: www.whopak.org/polioeradication

DISTRICT WISE SUMMARY OF SURVEILLANCE DATA - PUNJAB

| District | AFP Surveillance Data 2008 | | | | | | AFP Surveillance Data 2009 | | | | | | | | | |
|-----------------|--------------------------------------|--------------------------|------------------|--------------------|----------------------|-----------------------|--------------------------------------|--------------------------|------------------|-----------------------|----------------------|-----------------------|-----------------------------|---------------------|-------------------|----------------------------|
| | Minimum Expected AFP Cases (Annual)* | Total Reported AFP Cases | Wild Polio Cases | Indicators | | | Minimum Expected AFP Cases (Annual)* | Total Reported AFP Cases | Wild Polio Cases | Indicators | | | Zero Reporting† | | | Active Surveillance (%)† ‡ |
| | | | | Non-Polio AFP Rate | Adequate Stools (%)† | 60 Day Follow Up (%)† | | | | Non-Polio AFP Rate ** | Adequate Stools (%)† | 60 Day Follow Up (%)† | Number Zero Reporting Sites | Completeness (%)† ‡ | Timeliness (%)† ‡ | |
| Bahawalpur | 30 | 61 | 1 | 4.0 | 97 | 94 | 31 | 47 | 1 | 4.1 | 98 | 90 | 69 | 91 | 91 | 99 |
| Bahwalnagar | 24 | 54 | 0 | 4.5 | 93 | 94 | 24 | 44 | 0 | 5.0 | 95 | 93 | 80 | 91 | 91 | 96 |
| Rahim Yar Khan | 39 | 103 | 0 | 5.3 | 92 | 97 | 40 | 63 | 0 | 4.3 | 97 | 88 | 40 | 82 | 82 | 100 |
| Dera Ghazi Khan | 20 | 98 | 0 | 9.6 | 98 | 91 | 21 | 79 | 0 | 10.2 | 95 | 98 | 56 | 83 | 83 | 100 |
| Layyah | 14 | 50 | 0 | 7.3 | 94 | 94 | 14 | 32 | 0 | 6.2 | 100 | 95 | 37 | 100 | 100 | 100 |
| Muzaffargarh | 33 | 112 | 0 | 6.8 | 95 | 94 | 34 | 81 | 0 | 6.5 | 90 | 95 | 62 | 100 | 96 | 100 |
| Rajanpur | 14 | 64 | 0 | 9.3 | 97 | 98 | 14 | 58 | 1 | 11.0 | 98 | 93 | 38 | 88 | 88 | 98 |
| Faisalabad | 63 | 133 | 2 | 4.2 | 83 | 90 | 64 | 96 | 0 | 4.1 | 91 | 92 | 36 | 100 | 100 | 100 |
| Jhang | 32 | 85 | 4 | 5.0 | 82 | 95 | 32 | 39 | 0 | 3.3 | 92 | 87 | 17 | 93 | 93 | 100 |
| Toba Tek Singh | 18 | 55 | 1 | 6.0 | 91 | 89 | 18 | 48 | 1 | 7.0 | 90 | 90 | 23 | 100 | 98 | 100 |
| Chiniot | | | | | | | 4 | 2 | 0 | | 100 | - | 9 | 93 | 93 | 100 |
| Gujranwala | 40 | 107 | 3 | 5.0 | 93 | 97 | 42 | 71 | 0 | 4.7 | 94 | 96 | 47 | 93 | 93 | 100 |
| Gujrat | 23 | 49 | 0 | 4.2 | 96 | 95 | 23 | 43 | 0 | 5.0 | 98 | 91 | 40 | 94 | 94 | 100 |
| Hafizabad | 9 | 32 | 5 | 5.5 | 88 | 96 | 10 | 22 | 0 | 6.3 | 100 | 94 | 23 | 100 | 94 | 100 |
| Mandi Bahuddin | 13 | 34 | 0 | 5.4 | 97 | 97 | 13 | 26 | 0 | 5.6 | 100 | 100 | 46 | 92 | 92 | 100 |
| Narowal | 14 | 33 | 0 | 4.8 | 94 | 100 | 14 | 42 | 0 | 8.2 | 88 | 87 | 30 | 98 | 98 | 100 |
| Sialkot | 31 | 49 | 1 | 3.0 | 94 | 100 | 32 | 46 | 1 | 3.8 | 91 | 97 | 25 | 84 | 84 | 95 |
| Kasur | 28 | 71 | 2 | 5.0 | 97 | 95 | 28 | 49 | 0 | 4.7 | 98 | 97 | 82 | 91 | 91 | 100 |
| Lahore | 80 | 114 | 2 | 2.8 | 95 | 92 | 83 | 79 | 1 | 2.6 | 96 | 93 | 42 | 98 | 98 | 94 |
| Okara | 25 | 105 | 2 | 8.1 | 96 | 93 | 26 | 62 | 0 | 6.5 | 97 | 97 | 34 | 95 | 95 | 98 |
| Sheikhupura | 24 | 41 | 3 | 3.2 | 98 | 95 | 25 | 39 | 0 | 4.3 | 85 | 96 | 87 | 92 | 92 | 90 |
| Nankana Sahib | 14 | 39 | 1 | 4.8 | 87 | 94 | 15 | 33 | 0 | 5.9 | 97 | 96 | 29 | 92 | 92 | 100 |
| Khanewal | 24 | 90 | 2 | 7.4 | 94 | 96 | 24 | 66 | 0 | 7.4 | 94 | 92 | 30 | 97 | 97 | 100 |
| Lodhran | 14 | 51 | 0 | 7.4 | 94 | 95 | 14 | 50 | 0 | 9.6 | 92 | 92 | 22 | 77 | 77 | 100 |
| Multan | 37 | 79 | 0 | 4.3 | 91 | 90 | 38 | 85 | 4 | 5.9 | 94 | 95 | 49 | 92 | 92 | 100 |
| Pakpattan | 15 | 35 | 0 | 4.7 | 97 | 97 | 15 | 26 | 0 | 4.7 | 85 | 85 | 17 | 68 | 68 | 98 |
| Sahiwal | 20 | 56 | 1 | 5.3 | 91 | 96 | 21 | 49 | 0 | 6.4 | 90 | 97 | 33 | 77 | 77 | 98 |
| Vehari | 25 | 65 | 0 | 5.3 | 95 | 92 | 25 | 37 | 0 | 4.0 | 95 | 96 | 26 | 100 | 100 | 100 |
| Attock | 14 | 30 | 0 | 4.2 | 97 | 100 | 15 | 16 | 0 | 3.0 | 94 | 100 | 15 | 100 | 100 | 100 |
| Chakwal | 12 | 30 | 0 | 5.1 | 100 | 100 | 12 | 20 | 0 | 4.5 | 95 | 93 | 10 | 100 | 100 | 100 |
| Jhelum | 10 | 27 | 0 | 5.2 | 96 | 96 | 11 | 24 | 0 | 6.2 | 92 | 100 | 20 | 78 | 78 | 100 |
| Rawalpindi | 40 | 66 | 1 | 3.3 | 97 | 95 | 41 | 57 | 0 | 3.8 | 98 | 92 | 29 | 96 | 96 | 100 |
| Bhakkar | 12 | 41 | 0 | 6.6 | 98 | 82 | 13 | 24 | 0 | 5.2 | 100 | 100 | 11 | 100 | 100 | 100 |
| Khushab | 10 | 26 | 0 | 5.2 | 96 | 96 | 10 | 17 | 0 | 4.6 | 100 | 100 | 16 | 100 | 100 | 100 |
| Mianwali | 12 | 41 | 0 | 6.8 | 95 | 95 | 12 | 28 | 0 | 6.2 | 100 | 95 | 17 | 100 | 100 | 97 |
| Sargodha | 29 | 51 | 0 | 3.5 | 98 | 96 | 30 | 44 | 0 | 4.0 | 98 | 94 | 31 | 95 | 95 | 100 |
| Punjab | 860 | 2,177 | 31 | 5.0 | 94 | 94 | 885 | 1,646 | 9 | 5.0 | 94 | 94 | 1278 | 91 | 91 | 99 |

* The expected number of AFP cases calculated @ 2/100,000 children below 15 years of age; number expected cases by district may not add up to the total because of rounding off.

† Target ≥80%

○ Indicator below target

** Non Polio rate is annualized up to week No.38 ending on 26 September 2009.

DISTRICT WISE SUMMARY OF SURVEILLANCE DATA - SINDH

| Town/District | AFP Surveillance Data 2008 | | | | | | AFP Surveillance Data 2009 | | | | | | | | | |
|-------------------------------------|---------------------------------------|--------------------------|------------------|--------------------|-----------------------|------------------------|---------------------------------------|--------------------------|------------------|-----------------------|-----------------------|------------------------|-----------------------------|---------------------|----------------------------|-------------------|
| | Minimum Expected AFP Cases (Annual) * | Total Reported AFP Cases | Wild Polio Cases | Indicators | | | Minimum Expected AFP Cases (Annual) * | Total Reported AFP Cases | Wild Polio Cases | Indicators | | | Zero Reporting† | | Active Surveillance (%) †† | |
| | | | | Non-Polio AFP Rate | Adequate Stools (%) † | 60 Day Follow Up (%) † | | | | Non-Polio AFP Rate ** | Adequate Stools (%) † | 60 Day Follow Up (%) † | Number Zero Reporting Sites | Completeness (%) †† | | Timeliness (%) †† |
| Town Wise Summary — Karachi | | | | | | | | | | | | | | | | |
| Baldia | 5 | 15 | 0 | 6.5 | 80 | 80 | 5 | 15 | 2 | 7.4 | 87 | 92 | 20 | *** | *** | 100 |
| Bin Qasim | 5 | 23 | 0 | 9.1 | 91 | 95 | 5 | 13 | 0 | 6.6 | 69 | 100 | 22 | 100 | 100 | 100 |
| Gadap | 4 | 22 | 1 | 10.0 | 77 | 90 | 4 | 23 | 2 | 12.9 | 83 | 81 | 12 | 83 | 100 | 100 |
| Gulberg | 6 | 10 | 0 | 3.7 | 90 | 100 | 6 | 5 | 0 | 2.4 | 80 | 80 | 14 | 100 | 86 | 100 |
| Gulshan-e-Iqbal | 8 | 26 | 1 | 6.1 | 92 | 100 | 9 | 15 | 1 | 4.4 | 80 | 76 | 20 | 100 | 100 | 100 |
| Jamsheed | 9 | 17 | 0 | 3.8 | 88 | 100 | 9 | 10 | 0 | 3.0 | 70 | 77 | 18 | 76 | 100 | 90 |
| Kamari | 6 | 12 | 0 | 4.2 | 83 | 90 | 6 | 7 | 0 | 3.1 | 100 | 100 | 11 | 100 | 100 | 100 |
| Korangi | 7 | 28 | 0 | 8.0 | 93 | 96 | 7 | 21 | 0 | 7.9 | 86 | 77 | 12 | 100 | 100 | 100 |
| Landhi | 9 | 20 | 0 | 4.1 | 95 | 94 | 10 | 16 | 0 | 4.5 | 94 | 92 | 22 | 100 | 100 | 100 |
| Liaqatabad | 8 | 13 | 0 | 3.3 | 92 | 100 | 8 | 9 | 0 | 3.0 | 100 | 100 | 17 | 100 | 91 | 100 |
| Layari | 7 | 14 | 0 | 4.3 | 100 | 92 | 7 | 16 | 0 | 6.5 | 88 | 92 | 15 | 80 | 100 | 100 |
| Malir | 6 | 19 | 0 | 6.4 | 95 | 100 | 6 | 12 | 0 | 5.2 | 92 | 100 | 15 | 100 | 100 | 100 |
| North | 8 | 21 | 1 | 4.9 | 81 | 85 | 9 | 5 | 0 | 1.6 | 80 | 100 | 13 | 88 | 100 | 100 |
| North Nazimabad | 6 | 10 | 0 | 3.3 | 90 | 80 | 6 | 4 | 0 | 1.8 | 75 | 50 | 13 | 86 | 100 | 100 |
| Orangi | 11 | 27 | 0 | 5.1 | 93 | 95 | 11 | 9 | 0 | 2.2 | 89 | 77 | 23 | 68 | 100 | 86 |
| Shah Faisal | 6 | 13 | 0 | 4.2 | 85 | 84 | 6 | 6 | 0 | 2.5 | 100 | 100 | 11 | 93 | 100 | 100 |
| Saddar | 10 | 19 | 1 | 3.8 | 84 | 84 | 10 | 9 | 0 | 2.5 | 100 | 100 | 21 | 100 | 100 | 100 |
| Site | 7 | 13 | 1 | 3.5 | 85 | 75 | 7 | 9 | 0 | 3.4 | 89 | 100 | 16 | 100 | 94 | 94 |
| District Wise Summary— Sindh | | | | | | | | | | | | | | | | |
| KARACHI | 128 | 322 | 5 | 5.0 | 89 | 92 | 131 | 204 | 5 | 4.2 | 86 | 88 | 295 | 93 | 98 | 98 |
| Badin | 13 | 55 | 0 | 8.6 | 93 | 89 | 13 | 38 | 0 | 8.0 | 92 | 96 | 54 | 100 | 96 | 87 |
| Dadu | 13 | 35 | 1 | 5.3 | 100 | 88 | 13 | 44 | 0 | 9.1 | 93 | 87 | 64 | 85 | 100 | 100 |
| Jamshoro | 7 | 30 | 0 | 8.8 | 73 | 80 | 7 | 12 | 0 | 4.7 | 100 | 100 | 30 | 100 | 81 | 87 |
| Tando M. Khan | 5 | 21 | 0 | 9.3 | 81 | 85 | 5 | 11 | 0 | 6.6 | 91 | 77 | 12 | 100 | 93 | 84 |
| Tando Allahyar | 5 | 32 | 0 | 11.8 | 81 | 87 | 6 | 26 | 2 | 11.9 | 85 | 94 | 34 | 100 | 81 | 75 |
| Matiari | 6 | 32 | 0 | 11.8 | 94 | 96 | 6 | 16 | 0 | 7.9 | 94 | 100 | 40 | 100 | 93 | 96 |
| Hyderabad | 16 | 40 | 2 | 4.6 | 78 | 92 | 17 | 26 | 0 | 4.2 | 92 | 95 | 30 | *** | *** | 100 |
| Thatta | 13 | 71 | 0 | 11.3 | 96 | 87 | 13 | 56 | 0 | 12.0 | 86 | 95 | 34 | 100 | 74 | 91 |
| Jacobabad | 8 | 75 | 3 | 17.4 | 89 | 95 | 8 | 50 | 0 | 16.4 | 92 | 93 | 45 | *** | *** | 100 |
| Larkana | 12 | 46 | 0 | 7.5 | 89 | 97 | 13 | 29 | 0 | 6.3 | 93 | 94 | 52 | 66 | 100 | 100 |
| Kashmore | 7 | 43 | 0 | 11.4 | 86 | 95 | 8 | 44 | 0 | 15.7 | 95 | 97 | 39 | 82 | 77 | 100 |
| Kambar | 10 | 38 | 0 | 6.7 | 89 | 89 | 12 | 25 | 1 | 5.6 | 96 | 94 | 42 | 58 | 100 | 100 |
| Shikarpur | 10 | 65 | 1 | 12.9 | 97 | 93 | 10 | 52 | 1 | 13.7 | 88 | 97 | 54 | 96 | 93 | 100 |
| Mirpurkhas | 11 | 53 | 1 | 9.8 | 94 | 98 | 11 | 42 | 0 | 10.5 | 95 | 96 | 104 | 86 | 100 | 100 |
| Umerkot | 8 | 37 | 0 | 9.0 | 89 | 83 | 9 | 16 | 0 | 5.1 | 100 | 100 | 35 | 93 | 100 | 100 |
| Sanghar | 17 | 59 | 1 | 6.7 | 92 | 87 | 18 | 51 | 1 | 7.8 | 86 | 91 | 55 | 86 | 98 | 96 |
| Tharparkar | 11 | 39 | 0 | 6.8 | 95 | 94 | 12 | 26 | 0 | 6.2 | 96 | 95 | 98 | 71 | 95 | 95 |
| Ghotki | 12 | 48 | 0 | 8.0 | 90 | 89 | 12 | 47 | 0 | 10.3 | 87 | 86 | 50 | 91 | 99 | 97 |
| Khairpur | 18 | 108 | 2 | 11.6 | 88 | 93 | 19 | 65 | 0 | 9.5 | 88 | 97 | 102 | *** | *** | 86 |
| S. Benazirabad^^ | 11 | 23 | 1 | 3.9 | 87 | 90 | 12 | 21 | 0 | 5.0 | 81 | 93 | 39 | 91 | 97 | 89 |
| Naushero Feroz | 11 | 37 | 1 | 6.1 | 86 | 88 | 12 | 35 | 1 | 8.0 | 89 | 87 | 60 | 89 | 100 | 100 |
| Sukkur | 11 | 25 | 0 | 4.6 | 96 | 86 | 11 | 23 | 0 | 5.6 | 100 | 100 | 70 | 85 | 99 | 100 |
| Sindh | 365 | 1,334 | 18 | 7.2 | 90 | 91 | 374 | 959 | 11 | 6.9 | 90 | 92 | 1438 | 90 | 96 | 95 |

* The expected number of AFP cases calculated @ 2/100,000 children below 15 years of age; number expected cases by district may not add up to the total because of rounding off.

† Target ≥80% ^^Previously Nawabshah
 ○ Indicator below target *** data not received from district

**Non Polio rate is annualized up to week No. 38 ending on 26 September 2009.

DISTRICT WISE SUMMARY OF SURVEILLANCE DATA - NWFP & FATA

| District /Agency | AFP Surveillance Data 2008 | | | | | | AFP Surveillance Data 2009 | | | | | | | | | |
|-------------------------------------|---------------------------------------|--------------------------|------------------|-----------------------|-----------------------|------------------------|---------------------------------------|--------------------------|------------------|-----------------------|-----------------------|------------------------|-----------------------------|----------------------|--------------------|---------------------------|
| | Minimum Expected AFP Cases (Annual) * | Total Reported AFP Cases | Wild Polio Cases | Indicators | | | Minimum Expected AFP Cases (Annual) * | Total Reported AFP Cases | Wild Polio Cases | Indicators | | | Zero Reporting† | | | Active Surveillance (%) ‡ |
| | | | | Non-Polio AFP Rate ** | Adequate Stools (%) † | 60 Day Follow Up (%) † | | | | Non-Polio AFP Rate ** | Adequate Stools (%) † | 60 Day Follow Up (%) † | Number Zero Reporting Sites | Completeness (%) † ‡ | Timeliness (%) † ‡ | |
| District Wise Summary — NWFP | | | | | | | | | | | | | | | | |
| Bannu | 8 | 41 | 0 | 10.2 | 83 | 90 | 8 | 16 | 0 | 5.3 | 94 | 78 | 43 | 100 | 93 | 100 |
| Dera Ismail Khan | 11 | 53 | 0 | 9.5 | 85 | 94 | 11 | 18 | 0 | 4.5 | 94 | 90 | 64 | 100 | 92 | 73 |
| Lakki Marwat | 6 | 53 | 0 | 17.6 | 91 | 94 | 6 | 31 | 0 | 13.7 | 90 | 88 | 48 | 100 | 81 | 97 |
| Tank | 3 | 21 | 0 | 14.4 | 81 | 95 | 3 | 11 | 0 | 10.0 | 91 | 66 | 27 | 85 | 84 | 100 |
| Abottabad | 9 | 31 | 0 | 6.5 | 97 | 96 | 10 | 27 | 0 | 7.6 | 93 | 100 | 93 | 100 | 83 | 94 |
| Batagram | 3 | 14 | 1 | 8.8 | 79 | 100 | 3 | 15 | 0 | 14.0 | 87 | 90 | 31 | 100 | 93 | 100 |
| Haripur | 8 | 26 | 0 | 6.7 | 92 | 92 | 8 | 19 | 0 | 6.6 | 100 | 100 | 63 | 100 | 97 | 94 |
| Kohistan | 4 | 7 | 0 | 3.3 | 86 | 71 | 4 | 3 | 1 | 1.3 | 67 | 100 | 21 | 100 | 95 | 89 |
| Mansehra | 13 | 79 | 0 | 11.9 | 89 | 91 | 13 | 45 | 0 | 9.1 | 82 | 87 | 74 | 100 | 87 | 0 |
| Karak | 5 | 29 | 0 | 10.9 | 90 | 96 | 6 | 13 | 0 | 6.4 | 100 | 72 | 28 | 95 | 92 | 80 |
| Kohat | 7 | 45 | 2 | 12.3 | 91 | 95 | 7 | 19 | 0 | 7.2 | 89 | 100 | 40 | 100 | 85 | 85 |
| Hangu | 4 | 12 | 0 | 6.2 | 75 | 75 | 4 | 7 | 0 | 4.8 | 71 | 100 | 28 | 100 | 100 | 100 |
| Bunir | 7 | 47 | 0 | 14.1 | 91 | 95 | 7 | 35 | 0 | 13.9 | 94 | 77 | 42 | *** | *** | *** |
| Chitral | 4 | 9 | 0 | 4.9 | 100 | 100 | 4 | 13 | 0 | 9.4 | 92 | 76 | 27 | 100 | 66 | 48 |
| Dir Lower | 9 | 72 | 0 | 15.9 | 93 | 95 | 9 | 42 | 0 | 12.3 | 90 | 96 | 62 | 83 | 85 | 81 |
| Dir Upper | 7 | 34 | 2 | 8.8 | 79 | 87 | 7 | 16 | 1 | 5.9 | 81 | 100 | 30 | 97 | 97 | 70 |
| Malakand | 6 | 43 | 0 | 15.2 | 86 | 97 | 6 | 20 | 0 | 9.3 | 85 | 100 | 46 | *** | *** | 91 |
| Swat | 16 | 37 | 4 | 3.9 | 84 | 56 | 16 | 45 | 13 | 5.4 | 76 | 0 | 46 | 48 | 24 | 0 |
| Shangla | 5 | 15 | 0 | 5.6 | 100 | 93 | 6 | 8 | 1 | 3.4 | 75 | 16 | 35 | 100 | 100 | 0 |
| Mardan | 18 | 141 | 1 | 15.6 | 79 | 87 | 18 | 78 | 0 | 11.7 | 85 | 85 | 77 | 95 | 95 | 91 |
| Swabi | 12 | 109 | 0 | 17.6 | 84 | 93 | 13 | 59 | 0 | 12.7 | 95 | 90 | 63 | 98 | 92 | 100 |
| Charsadda | 12 | 88 | 3 | 13.9 | 82 | 87 | 13 | 46 | 3 | 9.1 | 89 | 90 | 49 | 100 | 58 | 96 |
| Nowshera | 10 | 81 | 4 | 14.7 | 86 | 86 | 11 | 45 | 0 | 11.4 | 87 | 77 | 48 | 68 | 94 | 98 |
| Peshawar | 26 | 188 | 21 | 12.4 | 86 | 95 | 27 | 99 | 0 | 10.1 | 87 | 90 | 124 | 96 | 100 | 100 |
| NWFP | 213 | 1,275 | 38 | 11.5 | 86 | 91 | 219 | 730 | 19 | 8.9 | 88 | 81 | 1209 | 94 | 86 | 75 |
| Agency Wise Summary — FATA | | | | | | | | | | | | | | | | |
| Bajour | 8 | 33 | 4 | 7.1 | 91 | 63 | 9 | 50 | 13 | 11.9 | 86 | 91 | 16 | 45 | 49 | 25 |
| Khyber | 7 | 75 | 6 | 18.3 | 78 | 95 | 8 | 27 | 0 | 9.8 | 74 | 90 | 72 | 57 | 60 | 63 |
| Kurram | 5 | 7 | 0 | 2.7 | 86 | 28 | 5 | 4 | 0 | 2.1 | 100 | 100 | 30 | *** | *** | *** |
| Mohmand | 5 | 29 | 4 | 10.5 | 69 | 82 | 5 | 18 | 3 | 8.6 | 83 | 85 | 26 | 100 | 47 | 42 |
| Orakzai | 2 | 8 | 0 | 10.5 | 100 | 87 | 2 | 3 | 0 | 5.5 | 100 | 100 | 33 | 100 | 93 | 72 |
| North Waziristan | 4 | 21 | 0 | 10.1 | 76 | 80 | 4 | 16 | 1 | 9.7 | 94 | 90 | 21 | 100 | 83 | 68 |
| South Waziristan | 5 | 18 | 0 | 7.6 | 89 | 94 | 5 | 9 | 0 | 5.2 | 100 | 87 | 17 | *** | *** | *** |
| FATA | 36 | 191 | 14 | 9.7 | 82 | 89 | 37 | 127 | 17 | 8.2 | 86 | 80 | 215 | 81 | 67 | 38 |
| NWFP & FATA | 248 | 1,461 | 52 | 11.2 | 86 | 89 | 256 | 857 | 36 | 8.8 | 88 | 85 | 1424 | 71 | 82 | 66 |

* The expected number of AFP cases calculated @ 2/100,000 children below 15 years of age ; number expected cases by district may not add up to the total because of rounding off.

**Non Polio rate is annualized up to week No.38 ending on 26 September 2009.

† Target >80%

‡ Zero reports and active surveillance averaged for last 4 weeks

○ Indicator below target

*** Data not received

DISTRICT WISE SUMMARY OF SURVEILLANCE DATA - BALOCHISTAN

| District | AFP Surveillance Data 2008 | | | | | | AFP Surveillance Data 2009 | | | | | | | | | |
|--------------------|--|--------------------------|------------------|--------------------|----------------------|-----------------------|---|--------------------------|------------------|----------------------|----------------------|-----------------------|-----------------------------|---------------------|-------------------|---------------------------|
| | Minimum Expected AFP* Cases (Annual)* | Total Reported AFP Cases | Wild Polio Cases | Indicators | | | Minimum Expected AFP Cases (Annual)* | Total Reported AFP Cases | Wild Polio Cases | Indicators | | | Zero Reporting | | | Active Surveillance (%)†‡ |
| | | | | Non-Polio AFP Rate | Adequate Stools (%)† | 60 Day Follow Up (%)† | | | | Non-Polio AFP Rate** | Adequate Stools (%)† | 60 Day Follow Up (%)† | Number Zero Reporting Sites | Completeness (%)† ‡ | Timeliness (%)† ‡ | |
| Awaran | 1 | 3 | 0 | 5.5 | 100 | 66 | 1 | 2 | 0 | 4.9 | 100 | 100 | 11 | *** | *** | *** |
| Kalat | 2 | 2 | 0 | 1.7 | 50 | 50 | 2 | 1 | 0 | 1.2 | 100 | 100 | 13 | *** | *** | *** |
| Kharan | 1 | 3 | 0 | 5.7 | 100 | 66 | 1 | 3 | 0 | 10.1 | 67 | 100 | 6 | *** | *** | *** |
| Khuzdar | 5 | 13 | 0 | 5.4 | 100 | 83 | 5 | 5 | 0 | 2.8 | 100 | 100 | 32 | 84 | 55 | 67 |
| Lasbella | 4 | 9 | 0 | 4.7 | 89 | 62 | 4 | 5 | 0 | 3.5 | 100 | 100 | 27 | 98 | 92 | 0 |
| Mastung | 2 | 2 | 0 | 2.4 | 100 | 100 | 2 | 5 | 0 | 8.0 | 80 | 66 | 15 | 72 | 51 | 100 |
| Gawadar | 2 | 7 | 0 | 6.3 | 100 | 85 | 2 | 2 | 0 | 2.4 | 0 | 100 | 11 | 100 | 100 | 100 |
| Kech | 4 | 8 | 0 | 4.1 | 88 | 100 | 4 | 5 | 0 | 0.7 | 100 | 100 | 18 | *** | *** | *** |
| Panjgour | 3 | 6 | 0 | 4.6 | 67 | 80 | 3 | 0 | 0 | 0.0 | 0 | 0 | 12 | *** | *** | *** |
| Nasirabad | 3 | 22 | 1 | 13.0 | 77 | 91 | 3 | 19 | 0 | 15.5 | 89 | 93 | 22 | *** | *** | *** |
| Bolan | 3 | 4 | 0 | 2.8 | 100 | 100 | 3 | 8 | 0 | 7.4 | 88 | 100 | 15 | 83 | 78 | 100 |
| Jafarabad | 5 | 35 | 0 | 13.1 | 80 | 88 | 5 | 21 | 0 | 10.8 | 86 | 91 | 28 | *** | *** | *** |
| Jhalmagsi | 1 | 6 | 0 | 9.1 | 100 | 66 | 1 | 1 | 0 | 2.0 | 100 | 100 | 17 | 78 | 70 | 100 |
| Chaghai | 1 | 5 | 0 | 8.8 | 60 | 60 | 1 | 5 | 0 | 11.8 | 80 | 80 | 11 | *** | *** | *** |
| Noshki | 1 | 7 | 0 | 15.6 | 71 | 71 | 1 | 4 | 0 | 11.6 | 100 | 100 | 9 | 85 | 77 | 100 |
| Killa Abdullah | 5 | 15 | 2 | 4.7 | 80 | 100 | 5 | 10 | 2 | 4.1 | 90 | 77 | 20 | 92 | 92 | 100 |
| Pishin | 5 | 17 | 1 | 6.8 | 82 | 76 | 5 | 10 | 1 | 5.1 | 30 | 77 | 36 | *** | *** | *** |
| Quetta | 9 | 37 | 4 | 6.4 | 78 | 91 | 11 | 18 | 1 | 4.3 | 100 | 100 | 57 | 98 | 95 | 100 |
| Dera Bugti | 2 | 7 | 0 | 6.2 | 86 | 71 | 2 | 1 | 0 | 1.2 | 100 | 0 | 7 | 100 | 97 | 100 |
| Kohlu | 1 | 1 | 0 | 1.8 | 0 | 100 | 1 | 2 | 0 | 4.9 | 100 | 100 | 6 | *** | *** | *** |
| Sibi | 1 | 7 | 0 | 6.7 | 100 | 100 | 1 | 6 | 0 | 17.1 | 100 | 100 | 17 | 93 | 83 | 100 |
| Harnai | 1 | 2 | 0 | 2.6 | 100 | 100 | 1 | 2 | 0 | 7.6 | 100 | 50 | 10 | 100 | 80 | 0 |
| Ziarat | 1 | 3 | 1 | 13.3 | 33 | 100 | 1 | 4 | 0 | 36.5 | 100 | 100 | 7 | *** | *** | *** |
| Washuk | 1 | 1 | 0 | 1.9 | 100 | 100 | 1 | 3 | 0 | 7.5 | 100 | 100 | 9 | *** | *** | *** |
| Zhob | 2 | 9 | 0 | 8.9 | 78 | 100 | 3 | 5 | 0 | 4.7 | 60 | 50 | 16 | *** | *** | *** |
| Sherani | 1 | 0 | 0 | 0.0 | - | - | 1 | 4 | 2 | 7.2 | 100 | 100 | 3 | *** | *** | *** |
| Loralai | 3 | 6 | 1 | 3.2 | 100 | 83 | 3 | 4 | 0 | 3.5 | 75 | 100 | 14 | 100 | 95 | 0 |
| Barkhan | 1 | 6 | 1 | 7.9 | 83 | 83 | 1 | 5 | 0 | 10.5 | 100 | 100 | 9 | 100 | 96 | 100 |
| Musa Khel | 1 | 5 | 0 | 6.6 | 80 | 100 | 2 | 2 | 0 | 3.6 | 100 | 100 | 9 | 80 | 73 | 100 |
| Killa Saifullah | 2 | 5 | 0 | 4.9 | 60 | 100 | 2 | 3 | 0 | 5.3 | 100 | 100 | 13 | *** | *** | *** |
| Balochistan | 77 | 253 | 11 | 6.2 | 82 | 86 | 78 | 165 | 6 | 5.6 | 87 | 90 | 480 | 91 | 82 | 98 |

* The expected number of AFP cases calculated @ 2/100,000 children below 15 years of age ; number expected cases

† Target ≥80%

by district may not add up to the total because of rounding off.

○ Indicator below target

*** data not received from district

** Non Polio rate is annualized up to week No.38 ending on 26 September 2009.

DISTRICT WISE SUMMARY OF SURVEILLANCE DATA AJK, FANA & ISLAMABAD

| District | AFP Surveillance Data 2008 | | | | | | AFP Surveillance Data 2009 | | | | | | | | | | Active Surveillance (%) †† |
|----------|---------------------------------------|--------------------------|------------------|--------------------|-----------------------|------------------------|---------------------------------------|--------------------------|------------------|-----------------------|-----------------------|------------------------|-----------------------------|---------------------|-------------------|--|----------------------------|
| | Minimum Expected AFP Cases (Annual) * | Total Reported AFP Cases | Wild Polio Cases | Indicators | | | Minimum Expected AFP Cases (Annual) * | Total Reported AFP Cases | Wild Polio Cases | Indicators | | | Zero Reporting‡ | | | | |
| | | | | Non-Polio AFP Rate | Adequate Stools (%) † | 60 Day Follow Up (%) † | | | | Non-Polio AFP Rate ** | Adequate Stools (%) † | 60 Day Follow Up (%) † | Number Zero Reporting Sites | Completeness (%) †† | Timeliness (%) †† | | |

District Wise Summary of Surveillance Data - AJK

| | | | | | | | | | | | | | | | | |
|--------------|-----------|-----------|----------|------------|-----------|-----------|-----------|-----------|----------|------------|-----------|-----------|-----------|------------|------------|------------|
| Bagh | 4 | 12 | 0 | 5.5 | 92 | 100 | 4 | 5 | 0 | 3.1 | 100 | 80 | 11 | *** | *** | *** |
| Bhimber | 3 | 10 | 0 | 5.1 | 90 | 100 | 4 | 13 | 0 | 9.9 | 85 | 100 | 11 | *** | *** | *** |
| Kotli | 6 | 11 | 0 | 3.4 | 91 | 100 | 7 | 7 | 0 | 2.9 | 100 | 100 | 13 | *** | *** | *** |
| Mirpur | 4 | 9 | 0 | 4.8 | 100 | 88 | 4 | 7 | 0 | 5.0 | 86 | 83 | 26 | *** | *** | *** |
| Muzaffarabad | 7 | 17 | 0 | 4.7 | 76 | 94 | 7 | 4 | 0 | 1.5 | 75 | 66 | 12 | *** | *** | *** |
| Neelum | 1 | 2 | 0 | 2.6 | 100 | 100 | 2 | 2 | 0 | 3.6 | 100 | 100 | 3 | *** | *** | *** |
| Poonch | 4 | 2 | 0 | 0.9 | 100 | 100 | 5 | 1 | 0 | 0.6 | 100 | 0 | 9 | *** | *** | *** |
| Sudnuti | 2 | 2 | 0 | 1.6 | 50 | 50 | 3 | 2 | 0 | 2.2 | 100 | 100 | 6 | *** | *** | *** |
| AJK | 33 | 64 | 0 | 3.8 | 88 | 95 | 35 | 41 | 0 | 3.2 | 90 | 88 | 91 | *** | *** | *** |

District Wise Summary of Surveillance Data - FANA

| | | | | | | | | | | | | | | | | |
|-------------|-----------|-----------|----------|------------|-----------|-----------|-----------|-----------|----------|------------|------------|-----------|-----------|------------|------------|------------|
| Diamer | 1 | 3 | 0 | 5.8 | 67 | 100 | 1 | 1 | 0 | 2.6 | 100 | 100 | 5 | 100 | 100 | 100 |
| Astore | 1 | 1 | 0 | 1.6 | 100 | 100 | 1 | 2 | 0 | 4.2 | 100 | 100 | 5 | 100 | 100 | 100 |
| Ghanche | 1 | 2 | 0 | 4.0 | 100 | 100 | 1 | 1 | 0 | 2.7 | 100 | 100 | 7 | 100 | 100 | 100 |
| Ghizer | 1 | 4 | 0 | 5.9 | 100 | 100 | 1 | 0 | 0 | 0.0 | 0 | 0 | 7 | 100 | 100 | 100 |
| Gilgit | 3 | 9 | 0 | 6.5 | 89 | 87 | 3 | 2 | 0 | 1.9 | 100 | 50 | 12 | 100 | 100 | 100 |
| Sakardu | 3 | 4 | 0 | 3.3 | 75 | 100 | 3 | 4 | 0 | 4.4 | 100 | 100 | 6 | 100 | 100 | 100 |
| FANA | 12 | 23 | 0 | 4.6 | 87 | 95 | 12 | 10 | 0 | 2.7 | 100 | 90 | 42 | 100 | 100 | 100 |

District Wise Summary of Surveillance Data - ISLAMABAD

| | | | | | | | | | | | | | | | | |
|------------------|-----------|-----------|----------|------------|-----------|-----------|-----------|-----------|----------|------------|-----------|------------|-----------|------------|-----------|------------|
| Islamabad | 12 | 26 | 5 | 3.3 | 92 | 96 | 13 | 11 | 0 | 2.4 | 91 | 100 | 39 | 100 | 96 | 100 |
|------------------|-----------|-----------|----------|------------|-----------|-----------|-----------|-----------|----------|------------|-----------|------------|-----------|------------|-----------|------------|

* The expected number of AFP cases calculated @ 2/100,000 children below 15 years of age; number expected cases by district may not add up to the total because of rounding off.
 ** Non Polio rate is annualized up to week No.38 ending on 26 September 2009. ‡ Zero reports and active surveillance averaged for last 4 weeks; † Target >80% ○ Indicator below target ***Data not received

REPORTED AFP CASES BY WEEK OF ONSET¹ — (Source RRL REC file 07/08/2009)

| Province | Total AFP 2007 | Total AFP 2008 | Total AFP 2009 | Week 25 | Week 26 | W 27 | W 28 | W 29 | W 30 | W 31 | W 32 | W 33 | W 34 | W 35 | W 36 | W 37 | W 38 |
|-----------------|----------------|----------------|----------------|------------|------------|-----------|------------|------------|------------|------------|------------|------------|------------|------------|------------|-----------|-----------|
| | | | | 27 Jun 09 | 04 Jul 09 | 11 Jul 09 | 18 Jul 09 | 25 Jul 09 | 01 Aug 09 | 08 Aug 09 | 15 Aug 09 | 22 Aug 09 | 29 Aug 09 | 05 Sep 09 | 12 Sep 09 | 19 Sep 09 | 26 Sep 09 |
| Punjab | 2000 | 2177 | 1,646 | 38 | 46 | 38 | 51 | 47 | 46 | 53 | 49 | 49 | 48 | 44 | 45 | 36 | 28 |
| Sindh | 1092 | 1334 | 959 | 31 | 27 | 18 | 19 | 27 | 25 | 30 | 32 | 29 | 22 | 41 | 30 | 14 | 13 |
| NWFP/FATA | 1011 | 1466 | 857 | 27 | 26 | 30 | 31 | 24 | 24 | 27 | 34 | 30 | 35 | 32 | 26 | 29 | 12 |
| Balochistan | 237 | 253 | 165 | 6 | 6 | 8 | 4 | 3 | 9 | 4 | 4 | 3 | 4 | 7 | 9 | 3 | 1 |
| AJK | 50 | 65 | 41 | 0 | 0 | 3 | 2 | 1 | 3 | 1 | 0 | 2 | 0 | 1 | 0 | 1 | 0 |
| FANA | 18 | 23 | 10 | 0 | 1 | 0 | 0 | 0 | 0 | 1 | 1 | 0 | 2 | 0 | 0 | 0 | 0 |
| Islamabad | 17 | 26 | 11 | 1 | 0 | 0 | 0 | 0 | 1 | 1 | 1 | 0 | 1 | 0 | 0 | 0 | 0 |
| Pakistan | 4425 | 5344 | 3,689 | 103 | 106 | 97 | 107 | 102 | 108 | 117 | 121 | 113 | 112 | 125 | 110 | 83 | 54 |

CONFIRMED POLIO CASES BY MONTH OF ONSET — (Source AFP REC file)

| Province | 2007 | 2008 | 2009 | 2008 | | | | | | | 2009 | | | | | | |
|-----------------|-----------|------------|-----------|-----------|-----------|----------|----------|----------|----------|----------|----------|----------|----------|-----------|-----------|----------|--|
| | | | | Sep | Oct | Nov | Dec | Jan | Feb | Mar | Apr | May | Jun† | Jul | Aug† | Sep† | |
| Punjab | 1 | 31 | 9 | 13 | 5 | 2 | - | 2 | - | - | 2 | 1 | 2 | 1 | 1 | - | |
| Sindh | 12 | 18 | 11 | - | - | 1 | 1 | 1 | 2 | - | 2 | 1 | - | 2 | 3 | - | |
| NWFP & FATA | 11 | 52 | 36 | 13 | 13 | 4 | 5 | 4 | - | - | 2 | 1 | 1 | 9 | 13 | 6 | |
| Balochistan | 8 | 11 | 6 | 2 | 3 | - | - | - | - | - | 1 | - | - | 2 | 2 | 1 | |
| AJK / FANA | - | - | - | - | - | - | - | - | - | - | - | - | - | - | - | - | |
| Islamabad | - | 5 | - | 3 | - | - | - | - | - | - | - | - | - | - | - | - | |
| Pakistan | 32 | 117 | 62 | 31 | 21 | 7 | 6 | 7 | 2 | 0 | 6 | 4 | 3 | 14 | 19 | 7 | |