

ACUTE FLACCID PARALYSIS (AFP) SURVEILLANCE — COUNTRY UPDATE

As of 8th February 2009, the AFP surveillance system has reported 196 AFP cases in 2009, including 92 from Punjab, 47 from Sindh, 40 from NWFP, 5 from FATA, 10 from Balochistan and 2 from AJK. FANA and Islamabad have not reported any AFP case this year. Among these AFP cases there are **4 confirmed polio cases in 3 districts** of the country in 2009 (see map below). **The overall AFP surveillance indicators at the national and provincial levels are above the international standards.** The non-polio AFP rate (annualized) in 2009 is 4.2 per 100,000 children below 15 years of age and percent AFP cases with adequate specimens is 96%.

POLIOVIRUS EPIDEMIOLOGY

In 2009, the four confirmed polio cases include 1 type-1 case from Mohmand Agency in FATA and 3 type-3 cases (two from Charsadda in NWFP and one from Sialkot in Punjab province). All four cases have onset of paralysis in January and their first language is Pushtu. It is important to note that all cases of NWFP and FATA this year are from areas which have been inaccessible to the vaccination teams for significant period of time (between 8 months and 1 year). The children are between 12 to 32 months of age. With the exception of the Mohmand case, they have received 7 plus doses during SIAs, according to recall of the parents. It is a concern that none of the children received their full routine OPV doses.

In 2008, a total of 118 wild poliovirus cases were confirmed in 48 districts, including 81 type-1 and 37 type-3 cases. A few specimens, including some late notified AFP cases and their contact specimens are pending in the laboratory for final results (4 specimens of AFP cases & 22 specimens from contacts).

The 2009 cases from NWFP and FATA are an indication of the ongoing circulation of both type-1 and type-3 wild polioviruses in the area. Of concern is the increasing number of children who remain inaccessible to the vaccination teams in many areas of this province/region due to insecurity. Approximately 8 percent of the total population have not been accessed consistently in the past 13 rounds of supplementary immunization activities. The build up of susceptible children who are non-immune or under-immune, as is the situation with the 3 polio cases this year, allows virus circulation, to continue. This ongoing circulation poses a significant threat to other areas, given the large-scale population movements to more se-

cure areas. This is well illustrated through the genomic sequencing of the type-1 case this year which is related with cases last year in central Punjab. The case from Sialkot is clearly an 'importation' as the last type-3 case in central Punjab was in February 2004 (Faisalabad, related with viruses in NWFP/FATA). The last type-3 case in Punjab was reported in 2007 (related to circulation in Sindh). The last case in Sindh province was a type-3 case with onset in December 2008 and in Balochistan a type-1 case in October 2008. There have been no type-1 cases from Sindh since August 2008. There are no cases from southern Punjab for the last 16 months and southern NWFP/FATA for 14 months. AJK and FANA have remained polio free for more than 7 and 10 years respectively, highlighting that the polio eradication strategies work if implemented comprehensively.

Interrupting poliovirus circulation in the well known transmission zones is the main challenge in 2009, as highlighted by the recent cases. This includes central NWFP & FATA; Sindh province (Karachi & Jacobabad) with neighboring areas of Balochistan (Nasirabad-Jafarabad areas); and north-western Balochistan (and southern Afghanistan). The campaign monitoring data indicates overall good quality and this may be linked to the renewed high level political commitment at the national and provincial levels. However detailed analysis shows that there are persistent problems in several key areas in the above mentioned transmission zones, in areas having no security or access issues. Urgent attention and oversight is required by the district leadership (civil and health administration) to ensure that the remaining gaps are addressed. High level commitment at the federal and provincial level must be translated down to the district and lower levels. Lack of supervision, transparency and accountability at the grass-roots level in the problem areas are the underlying factors which lead to low quality and inconsistent coverage. Keeping in view the type-3 poliovirus circulation in NWFP and FATA and 'importation' in Punjab, an additional campaign will be undertaken with mOPV3 from 9-11 February. The upcoming NIDs in March and April are extremely crucial if Pakistan is to stop poliovirus circulation this year. The province and district specific plans which were prepared and finalized recently, should be properly implemented to ensure vaccination of all target age children in these campaigns.

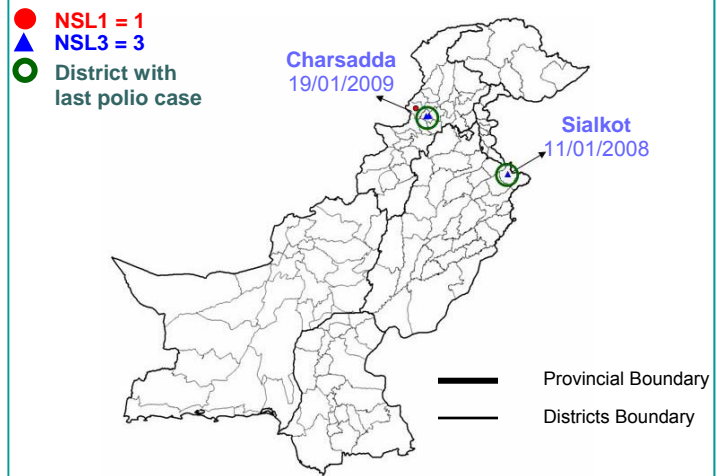
Inside this issue	page
AFP Surveillance Country Update	1
Polio News Briefs & upcoming events	1
Inter-Provincial Coordination Committee meeting Jan 2009.	2
Good AFP case detection rate in 2008	3
Global update	3
Province wise AFP surveillance data	3
Update on January 2009 NIDs	4-8
District wise summary of key indicators	8
Reported AFP cases by week of onset	8

News Briefs

- ◆ The Honourable Prime Minister of Pakistan Mr. Syed Yusuf Raza Gilani assured the visiting WHO Regional Director Dr. Hussein A. Gezairy, of his commitment to polio eradication in Pakistan. He will soon launch a Prime Minister's Action Plan.
- ◆ His Excellency The Federal Minister for Health Mr. Mir Aijaz Hussain Jakhri chaired the inaugural meeting of the interprovincial coordination committee on polio eradication an oversight body to ensure district level ownership and accountability. *More details on page 2.*
- ◆ His Excellency The Federal Minister for Health Mr. Mir Aijaz Hussain Jakhri monitored the January campaign in rural areas of Islamabad and gave polio drops to the children
- ◆ The Pakistan Television (PTV), the channel having the widest coverage and viewer-ship in the country established a polio control cell and received 1500 calls during the campaigns
- ◆ A cross border meeting on polio eradication was held on 10 - 11 February in Islamabad. Details will be in the next report.



CONFIRMED POLIO CASES BY DISTRICT 2009



THE PRIME MINISTER OF PAKISTAN MEETING WITH THE REGIONAL DIRECTOR, WHO –EMRO

During a meeting with the visiting Regional Director of the World Health Organization for the Eastern Mediterranean Region, Dr. Hussein A. Geza-iry, Prime Minister Yousuf Raza Gilani assured his government's full support to polio eradication. The meeting was held on 9th January 2009 at prime Minister House, Islamabad.

In follow up to the meeting with the Prime Minister, the Minister of State for Health stated that the Prime Minister's Action Plan for polio eradication will be launched soon to make the country polio free in the shortest possible time. Dr. Geza-iry agreed to provide any technical assistance necessary to ensure the Government of Pakistan achieves its immunization targets. He promised to mobilize other development partners to provide resources in order to make Pakistan polio free.



INTER-PROVINCIAL COMMITTEE ON POLIO MEETING 9th JANUARY 2009.

The Federal Minister for Health chaired the first meeting of the Inter Provincial Committee on Polio (IPCP) in Islamabad to intensify efforts for polio eradication and establish mechanism for district level ownership and accountability. Participants included the Health Ministers from Sindh and Balochistan, representatives of Departments of Health from all provinces and FATA, AJK, FANA and Islamabad. The Regional Director WHO EMR was also in attendance together with delegates from WHO, UNICEF and Rotary International. The provincial Secretaries Health presented their respective province specific plans for Polio eradication in 2009.

The Federal Minister for Health highlighted that inter-sectoral collaboration will be a core component of activities in 2009 to ensure the highest quality campaigns. He committed that the Government of Pakistan will do everything possible to make the dream of Ms Benazir Bhutto of Polio free Pakistan a reality. The Regional Director WHO-EMR said that we must begin the year with resolve to hit the poliovirus with full force. He said that Pakistan has the ability to eradicate the virus.

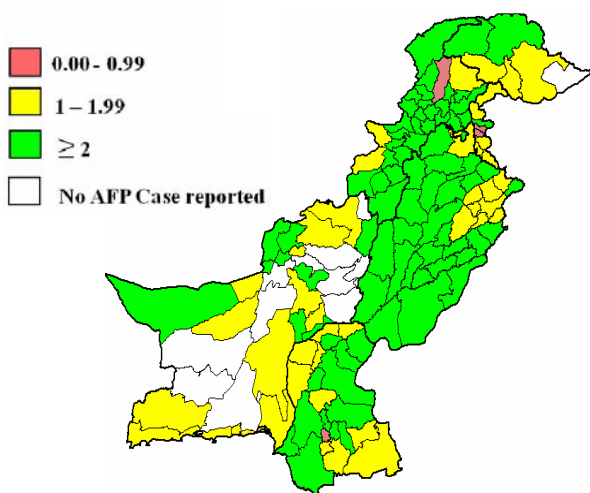
Central to activities in 2009 is to ensure an intensified national drive for polio eradication including: a) regular meeting of the IPCP chaired by the Federal Health Minister to ensure overall oversight and accountability at all levels for high quality vaccination activities; b) increased inter-sectoral collaboration (education, finance, interior and religious affairs in particular); c) increased cross border collaboration; and d) increased engagement of all community stakeholders.

MONITORING QUALITY OF AFP CASE REPORTING

An important indicator for measuring the sensitivity of the polio surveillance system is the number of non polio AFP cases per 100,000 children below 15 years of age. The global minimum target for endemic countries like Pakistan is set at 2 per 100,000 children below 15 years of age.

The Federal Expanded Program on Immunization, Ministry of Health issued a policy to ensure a highly sensitive surveillance system emphasizing the liberal inclusion of cases reported as AFP and all cases reported as AFP from qualified doctors are investigated (as AFP).

Non-polio AFP rate in selective AFP cases by district



The overall non-polio AFP rate in Pakistan, at the national & provincial levels and the majority of districts is above this international standard. However the program regularly monitors the quality of

AFP case reporting as the liberal policy is likely to have an effect in this regard.

It is well documented that there are other common causes of AFP, in addition to poliomyelitis, including Gullian Barre Syndrome (GBS), *Injection/Traumatic Neuritis*, *Transverse Myelitis* and *Non-Polio Enterovirus (NPEV) Myelitis*. The map shows the non Polio AFP rate by district based on these diseases in 2008.

It is important to highlight that the majority of districts, especially in the key transmission zones, have a non polio AFP rate which is 2 or more in this analysis.

The majority of the districts which have not detected AFP cases due to these diseases, have very low population density. These districts have overall zero reporting completeness reaching the standard of 80% or above except Sharani in Balochistan.

The district health leadership is recommended to continue encouraging the reporting of all AFP cases immediately and to provide the needed support to the district surveillance coordinators and vaccination staff to ensure the proper investigation of these cases. The continued support and engagement of pediatricians, the Pakistan Pediatric Association and other medical associations (PMA & Family Physicians Associations), together with the ongoing orientation of all health care providers (including informal health care providers), is critical to ensure the reporting of all AFP cases.

FEEDBACK

National Surveillance Cell, Polio Eradication Initiative, WHO Building, National Institute of Health (NIH), Park Road, Chak Shahzad, Islamabad-Pakistan,

PO Box: 1013, Phone: +92 51 9255123, +92 51 9255282, Exchange: +92 51 9255075,077, 184,185, Ext: 62461 Fax:+92 51 9255192, 9255274

Email:epidata@pak_emro.who.int Website: www.whopak.org/

Global Update, 2009

13 confirmed cases were reported globally in 2009. 12 of 2009 confirmed polio cases are from endemic countries. The cases are: Pakistan - 4, Afghanistan - 1, India - 3 and Nigeria - 4. There is one confirmed polio case reported by non-endemic countries, from Niger.

Province-wise AFP Surveillance Data for 2008 & 2009

Province/Region	AFP Surveillance Data 2008						AFP Surveillance Data 2009										Rec. File Date
	Minimum Ex-pected AFP* Cases (Annual)	Total Reported AFP Cases	Wild Polio Cases	Indicators			Minimum Ex-pected AFP*	Total Reported AFP Cases	Wild Polio virus Cases	Indicators			Zero Reporting†		Active Surveil-lance (%)† †		
				Non-Polio AFP Rate	Adequate Stools (%)†	60 Day Follow Up (%)†				Non-Polio AFP Rate**	Adequate Stools (%)†	60 Day Follow Up (%)†	Number Zero Reporting Sites	Completeness (%)† †		Timeliness (%)† †	
Punjab	860	2,171	31	5.0	94	94	885	92	1	3.6	100	-	911	95	95	98	
Sindh	365	1,331	18	7.2	90	91	374	47	0	4.4	94	-	1306	94	90	96	
NWFP	213	1,264	39	11.5	86	91	219	40	2	6.2	93	-	1209	84	83	83	
FATA	36	188	14	9.7	80	89	37	5	1	3.8	80	-	215	71	70	67	
Balochistan	77	253	11	6.2	82	85	78	10	0	4.4	90	-	480	92	87	96	
AJK	33	64	0	3.8	89	94	35	2	0	2.0	50	-	83	100	100	100	
FANA	12	23	0	4.6	87	100	10	0	0	0.0	-	-	42	100	100	100	
Islamabad	11	26	5	3.3	92	96	13	0	0	0.0	-	-	39	100	93	100	
Pakistan	1,604	5,320	118	6.5	92	92	1,651	196	4	4.2	96	-	4,285	92	90	93	

* The expected number of AFP cases calculated @ 2/100,000 children below 15 years of age.

† Zero reports and active surveillance averaged for last 4 weeks

** Non Polio rate is annualized up to week No.3 ending on 24 January 2009.

○ Indicator below target; † Target ≥80%

31 January 2009⁵

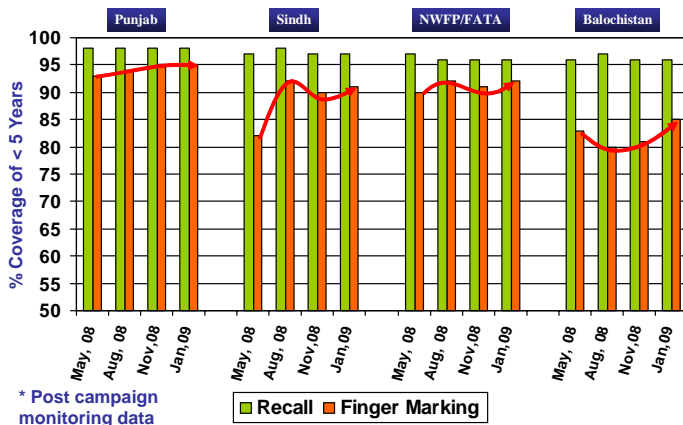
NATIONAL IMMUNIZATION DAYS - JANUARY 2009

The first nation-wide polio campaign was conducted in 2 stages in January 2009. Extensive advocacy, media and social mobilization activities were conducted before and during the campaign, with the full mobilization of local electronic, cable and print media. The Federal Health Minister Mr. Mir Aijaz Hussain Jakhri inaugurated the campaign in Islamabad.

As per recall of parents the coverage of January 2009 NIDs is above 95% for all the provinces and the majority of districts as

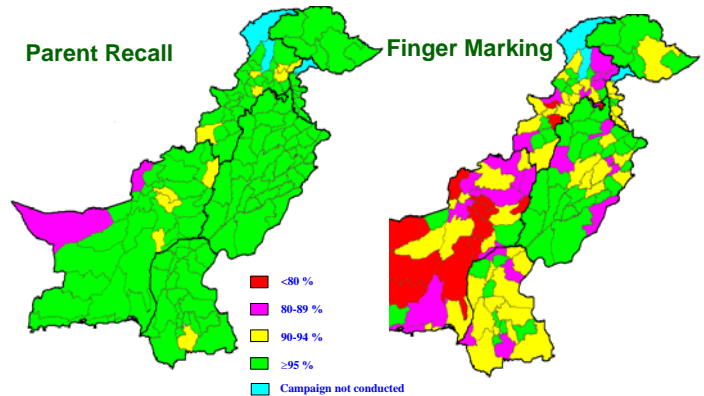
shown in the bar graph and map below. Coverage based on verification by finger marking, showing improvement in all provinces, is 92% at the national levels; however it is inconsistent at the provincial and more so at the district levels. Province wise coverage by finger marking is Punjab-95%, Sindh-91%, NWFP/FATA-92%, Balochistan-84%, AJK-93%, FANA-97% and Islamabad 80%. Inconsistent performance, at the district level reinforces the need for addressing quality issues at the sub district level to ensure vaccination of all children.

Comparison of Coverage estimates in children below 5 years of age by Recall and Finger Marking in the last 4 Vaccination Campaigns by Province*



* Post campaign monitoring data

Coverage in children below 5 years by districts based on post campaign monitoring, January 2009



OBITUARY

Mr. Nisar Ahmed an Area Supervisor in Haripur district of NWFP lost his life while performing his duties during the January 2009 NIDs in a road traffic accident. Polio eradication staff in Pakistan extend their deepest condolences and sympathies to the bereaved family and health staff of Haripur district.

The best tribute to Polio Heroes like Mr. Nisar is to further intensify our efforts to ensure vaccination of all children in all campaigns in fight against polio and thus eradicate polio. Mr. Nisar was fully dedicated to his work. He leaves behind a wife and three children.



DISTRICT WISE SUMMARY OF SURVEILLANCE DATA - PUNJAB

District	AFP Surveillance Data 2008						AFP Surveillance Data 2009									
	Minimum Expected AFP Cases (Annual)*	Total Reported AFP Cases	Wild Polio Cases	Indicators			Minimum Expected AFP Cases (Annual)*	Total Reported AFP Cases	Wild Polio Cases	Indicators			Zero Reporting†			Active Surveillance (%)* †
				Non-Polio AFP Rate	Adequate Stools (%)* †	60 Day Follow Up (%)* †				Non-Polio AFP Rate**	Adequate Stools (%)* †	60 Day Follow Up (%)* †	Number Zero Reporting Sites	Completeness (%)* †	Timeliness (%)* †	
Bahawalpur	30	61	1	4.0	97	94	31	2	0	2.3	100	-	30	95	95	99
Bahwalnagar	24	54	0	4.5	93	94	24	2	0	2.9	100	-	25	87	87	90
Rahim Yar Khan	39	103	0	5.3	92	96	40	2	0	1.7	100	-	40	84	84	88
Dera Ghazi Khan	20	98	0	9.6	98	91	21	6	0	9.8	100	-	20	94	94	100
Layyah	14	50	0	7.3	94	93	14	3	0	7.4	100	-	17	93	93	100
Muzaffargarh	33	112	0	6.8	95	94	34	2	0	2.0	100	-	26	93	93	100
Rajanpur	14	64	0	9.3	97	98	14	4	0	9.8	100	-	16	92	92	100
Faisalabad	63	133	2	4.2	83	90	64	7	0	3.8	100	-	36	97	97	99
Jhang	32	84	4	5.0	83	94	32	1	0	1.1	100	-	26	92	92	100
Toba Tek Singh	18	55	1	6.0	91	91	18	3	0	5.7	100	-	23	99	99	100
Gujranwala	40	106	3	5.0	94	96	42	4	0	3.3	100	-	47	96	96	100
Gujrat	23	48	0	4.2	98	97	23	3	0	4.4	100	-	40	95	98	100
Hafizabad	9	32	5	5.5	88	96	10	1	0	3.6	100	-	23	96	99	100
Mandi Bahuddin	13	34	0	5.4	97	93	13	3	0	8.1	100	-	25	97	97	100
Narowal	14	33	0	4.8	94	100	14	3	0	7.4	100	-	30	92	92	90
Sialkot	31	48	1	3.0	96	100	32	4	1	3.2	100	-	25	97	97	100
Kasur	28	71	2	5.0	97	97	28	2	0	2.4	100	-	27	98	98	100
Lahore	80	113	2	2.8	96	92	83	6	0	2.5	100	-	42	97	97	92
Okara	25	105	2	8.1	96	93	26	1	0	1.3	100	-	32	97	97	94
Sheikhupura	24	41	3	3.2	98	97	25	1	0	1.4	100	-	29	100	100	100
Nankana Sahib	14	38	1	4.8	89	97	15	0	0	-	-	-	29	92	92	100
Khanewal	24	90	2	7.4	94	96	24	6	0	8.6	100	-	30	96	96	100
Lodhran	14	51	0	7.4	94	95	14	1	0	2.4	100	-	22	84	84	100
Multan	37	79	0	4.3	91	91	38	6	0	5.5	100	-	30	95	95	100
Pakpattan	15	35	0	4.7	97	97	15	1	0	2.3	100	-	17	88	88	100
Sahiwal	20	56	1	5.3	91	95	21	1	0	1.7	100	-	28	90	90	100
Vehari	25	65	0	5.3	95	91	25	0	0	-	-	-	27	94	94	94
Attock	14	30	0	4.2	97	100	15	0	0	-	-	-	15	100	100	100
Chakwal	12	30	0	5.1	100	100	12	2	0	5.7	100	-	10	100	100	100
Jhelum	10	27	0	5.2	96	96	11	0	0	-	-	-	20	100	100	100
Rawalpindi	40	66	1	3.3	97	95	41	2	0	1.7	100	-	29	96	96	100
Bhakkar	12	41	0	6.6	98	81	13	4	0	10.9	100	-	11	93	93	100
Khushab	10	26	0	5.2	96	96	10	2	0	6.8	100	-	16	100	100	100
Mianwali	12	41	0	6.8	95	94	12	3	0	8.5	100	-	17	100	100	91
Sargodha	29	51	0	3.5	98	95	30	4	0	4.7	100	-	31	95	95	100
Punjab	860	2,171	31	5.0	94	94	885	92	1	3.6	100	-	911	95	95	98

* The expected number of AFP cases calculated @ 2/100,000 children below 15 years of age; number expected cases by district may not add up to the total because of rounding off.

** Non Polio rate is annualized up to week No.3 ending on 24 January 2009.

† Target ≥80%

‡ Zero reports and active surveillance averaged for last 4 weeks

○ Indicator below target

DISTRICT WISE SUMMARY OF SURVEILLANCE DATA - SINDH

Town/District	AFP Surveillance Data 2008						AFP Surveillance Data 2009									
	Minimum Expected AFP Cases (Annual) *	Total Reported AFP Cases	Wild Polio Cases	Indicators			Minimum Expected AFP Cases (Annual) *	Total Reported AFP Cases	Wild Polio Cases	Indicators			Zero Reporting‡			Active Surveillance (%) ††
				Non-Polio AFP Rate	Adequate Stools (%) †	60 Day Follow Up (%) †				Non-Polio AFP Rate **	Adequate Stools (%) †	60 Day Follow Up (%) †	Number Zero Reporting Sites	Completeness (%) ††	Timeliness (%) ††	
Town Wise Summary — Karachi																
Baldia	5	15	0	6.5	80	100	5	2	0	14.4	50	-	20	100	100	50
Bin Qasim	5	23	0	9.1	91	95	5	1	0	6.4	100	-	22	100	100	100
Gadap	4	22	1	10.0	77	78	4	2	0	15.6	100	-	13	100	100	100
Gulberg	6	10	0	3.7	90	100	6	0	0	0.0	-	-	8	100	100	100
Gulshan-e-Iqbal	8	26	1	6.1	92	100	9	2	0	8.0	100	-	15	100	100	100
Jamsheed	9	17	0	3.8	88	100	9	1	0	3.8	100	-	18	88	74	100
Kamari	6	12	0	4.2	83	88	6	1	0	5.7	100	-	11	100	100	100
Korangi	7	28	0	8.0	93	96	7	2	0	9.5	100	-	10	100	100	100
Landhi	9	19	0	4.1	100	94	10	0	0	0.0	-	-	20	90	90	100
Liaqatabad	8	13	0	3.3	92	100	8	1	0	4.2	100	-	17	100	88	100
Layari	7	14	0	4.3	100	92	7	3	0	15.3	100	-	15	100	100	100
Malir	6	19	0	6.4	95	100	6	0	0	0.0	-	-	15	100	100	100
North	8	21	1	4.9	81	85	9	1	0	4.0	100	-	13	83	83	100
North Nazimabad	6	10	0	3.3	90	77	6	0	0	0.0	-	-	12	100	88	100
Orangi	11	27	0	5.1	93	100	11	1	0	3.1	100	-	22	94	80	100
Shah Faisal	6	13	0	4.2	85	84	6	1	0	5.3	100	-	11	100	100	100
Saddar	10	19	1	3.8	84	81	10	1	0	3.5	100	-	22	98	98	100
Site	7	13	1	3.5	85	75	7	1	0	4.8	100	-	15	100	100	81
District Wise Summary— Sindh																
KARACHI	128	321	5	5.0	89	92	131	20	0	5.3	90	-	279	97	94	96
Badin	13	55	0	8.6	93	87	13	6	0	15.9	100	-	54	91	86	75
Dadu	13	35	1	5.3	100	87	13	1	0	2.6	100	-	45	97	88	100
Jamshoro	7	30	0	8.8	73	80	7	0	0	0.0	-	-	30	97	91	86
Tando M. Khan	5	21	0	9.3	81	83	5	1	0	7.6	100	-	12	100	100	100
Tando Allahyar	5	32	0	11.8	81	87	6	1	0	6.3	100	-	24	92	90	100
Matiali	6	32	0	11.8	94	96	6	2	0	12.5	100	-	40	98	93	96
Hyderabad	16	40	2	4.6	78	91	17	1	0	2.1	100	-	30	100	100	100
Thatta	13	71	0	11.3	96	88	13	0	0	0.0	-	-	34	87	87	100
Jacobabad	8	74	3	17.4	89	91	8	1	0	4.2	100	-	45	100	83	100
Larkana	12	46	0	7.5	89	97	13	1	0	2.7	100	-	46	84	84	100
Kashmore	7	43	0	11.4	86	94	8	2	0	9.0	100	-	29	98	84	100
Kambar	10	38	0	6.7	89	88	12	0	0	0.0	-	-	41	88	88	100
Shikarpur	10	65	1	12.9	97	95	10	1	0	3.4	100	-	39	100	97	100
Mirpurkhas	11	53	1	9.8	94	97	11	2	0	6.4	50	-	83	93	93	100
Umerkot	8	37	0	9.0	89	83	9	1	0	4.1	100	-	35	94	94	97
Sanghar	17	59	1	6.7	92	87	18	1	0	2.0	100	-	54	83	83	91
Tharparkar	11	38	0	6.8	97	97	12	0	0	0.0	-	-	83	84	82	100
Ghotki	12	48	0	8.0	90	88	12	1	0	2.8	100	-	50	94	94	100
Khairpur	18	108	2	11.6	88	93	19	1	0	1.9	100	-	95	100	79	86
S. Benazirabad^^	11	23	1	3.9	87	90	12	2	0	6.0	100	-	39	100	100	76
Naushero Feroz	11	37	1	6.1	86	88	12	1	0	3.0	100	-	49	96	88	100
Sukkur	11	25	0	4.6	96	86	11	1	0	3.1	100	-	70	100	96	100
Sindh	365	1,331	18	7.2	90	91	374	47	0	4.4	94	-	1306	94	90	96

* The expected number of AFP cases calculated @ 2/100,000 children below 15 years of age; number expected cases by district may not add up to the total because of rounding off.

** Non Polio rate is annualized up to week No.3 ending on 24 January 2009.

† Target ≥80%

^^Previously Nawabshah

‡ Zero reports and active surveillance averaged for last 4 weeks

○ Indicator below target

DISTRICT WISE SUMMARY OF SURVEILLANCE DATA - NWFP & FATA

District /Agency	AFP Surveillance Data 2008						AFP Surveillance Data 2009									
	Minimum Expected AFP Cases (Annual) *	Total Reported AFP Cases	Wild Polio Cases	Indicators			Minimum Expected AFP Cases (Annual) *	Total Reported AFP Cases	Wild Polio Cases	Indicators			Zero Reporting†			Active Surveillance (%)‡
				Non-Polio AFP Rate **	Adequate Stools (%) †	60 Day Follow Up (%) †				Non-Polio AFP Rate **	Adequate Stools (%) †	60 Day Follow Up (%) †	Number Zero Reporting Sites	Completeness (%) ††	Timeliness (%) ††	
District Wise Summary — NWFP																
Bannu	8	41	0	10.2	83	90	8	1	0	4.2	100	-	43	95	91	100
Dera Ismail Khan	11	51	0	9.5	86	93	11	0	0	0.0	-	-	64	100	100	98
Lakki Marwat	6	53	0	17.6	91	94	6	2	0	11.2	100	-	48	91	91	100
Tank	3	21	0	14.4	81	95	3	0	0	0.0	-	-	27	90	90	100
Abottabad	9	31	0	6.5	97	96	10	1	0	3.6	100	-	93	81	76	63
Batagram	3	14	1	8.8	79	100	3	0	0	0.0	-	-	31	61	61	100
Haripur	8	26	0	6.7	92	82	8	1	0	4.4	100	-	63	97	97	69
Kohistan	4	7	0	3.3	86	71	4	0	0	0.0	-	-	21	60	60	86
Mansehra	13	78	0	11.9	90	89	13	1	0	2.6	100	-	74	59	59	86
Karak	5	29	0	10.9	90	96	6	0	0	0.0	-	-	28	93	93	100
Kohat	7	45	2	12.3	91	95	7	1	0	4.8	100	-	40	71	71	96
Hangu	4	12	0	6.2	75	75	4	0	0	0.0	-	-	28	82	82	41
Bunir	7	47	0	14.1	91	95	7	5	0	25.1	100	-	42	100	100	100
Chitral	4	9	0	4.9	100	100	4	1	0	9.2	100	-	27	95	95	68
Dir Lower	9	72	0	15.9	93	98	9	3	0	11.1	100	-	62	89	89	100
Dir Upper	7	33	2	8.8	79	87	7	2	0	9.9	100	-	30	100	100	100
Malakand	6	43	0	15.2	86	97	6	3	0	17.7	100	-	46	100	100	100
Swat	16	37	4	3.9	84	55	16	0	0	0.0	-	-	46	38	24	0
Shangla	5	15	0	5.6	100	92	6	0	0	0.0	-	-	35	100	100	0
Mardan	18	139	1	15.6	80	87	18	5	0	9.5	80	-	77	88	88	92
Swabi	12	109	0	17.6	84	92	13	4	0	10.9	100	-	63	87	87	100
Charsadda	12	88	3	13.9	82	89	13	3	2	5.5	67	-	49	73	73	96
Nowshera	10	81	4	14.7	86	86	11	1	0	3.2	100	-	48	82	82	98
Peshawar	26	183	22	12.4	87	92	27	6	0	7.8	83	-	124	85	85	92
NWFP	213	1,264	39	11.5	86	91	219	40	2	6.2	93	-	1209	84	83	83
Agency Wise Summary — FATA																
Bajour	8	33	4	7.1	91	64	9	0	0	0.0	-	-	16	68	68	32
Khyber	7	73	6	18.3	79	95	8	2	0	9.2	100	-	72	89	88	100
Kurram	5	7	0	2.7	86	28	5	0	0	0.0	-	-	30	0	0	0
Mohmand	5	28	4	10.5	71	87	5	1	1	0.0	100	-	26	87	87	54
Orakzai	2	8	0	10.5	100	85	2	0	0	0.0	-	-	33	100	93	100
North Waziristan	4	21	0	10.1	76	77	4	0	0	0.0	-	-	21	79	79	100
South Waziristan	5	18	0	7.6	89	93	5	2	0	14.5	100	-	17	78	78	86
FATA	36	188	14	9.7	82	89	37	5	1	3.8	100	-	215	71	70	67
NWFP & FATA	248	1,452	53	11.2	86	89	256	45	3	5.8	93	-	1424	81	80	79

* The expected number of AFP cases calculated @ 2/100,000 children below 15 years of age ; number expected cases by district may not add up to the total because of rounding off.

**Non Polio rate is annualized up to week No.3 ending on 24 January 2009.

† Target ≥80%

‡ Zero reports and active surveillance averaged for last 4 weeks

○ Indicator below target

DISTRICT WISE SUMMARY OF SURVEILLANCE DATA - BALOCHISTAN

District	AFP Surveillance Data 2008						AFP Surveillance Data 2009									
	Minimum Expected AFP* Cases (Annual)*	Total Reported AFP Cases	Wild Polio Cases	Indicators			Minimum Expected AFP Cases (Annual)*	Total Reported AFP Cases	Wild Polio Cases	Indicators			Zero Reporting			Active Surveillance (%)†‡
				Non-Polio AFP Rate	Adequate Stools (%)†	60 Day Follow Up (%)†				Non-Polio AFP Rate**	Adequate Stools(%)†	60 Day Follow Up (%)†	Number Zero Reporting Sites	Completeness (%)†‡	Timeliness (%)†‡	
Awaran	1	3	0	5.5	100	66	1	0	0	0.0	-	-	11	***	***	***
Kalat	2	2	0	1.7	50	50	2	0	0	0.0	-	-	13	***	***	***
Kharan	1	3	0	5.7	100	66	1	0	0	0.0	-	-	6	100	100	100
Khuzdar	5	13	0	5.4	100	83	5	0	0	0.0	-	-	32	100	96	100
Lasbella	4	9	0	4.7	89	71	4	1	0	8.9	100	-	27	***	***	***
Mastung	2	2	0	2.4	100	50	2	0	0	0.0	-	-	15	***	***	***
Gawadar	2	7	0	6.3	100	100	2	0	0	0.0	-	-	11	100	100	100
Kech	4	8	0	4.1	88	100	4	0	0	0.0	-	-	18	100	100	100
Panjgour	3	6	0	4.6	67	100	3	0	0	0.0	-	-	12	25	25	***
Nasirabad	3	22	1	13.0	77	84	3	1	0	10.3	100	-	22	***	***	50
Bolan	3	4	0	2.8	100	100	3	1	0	11.8	100	-	15	94	91	100
Jafarabad	5	35	0	13.1	80	87	5	1	0	6.5	100	-	28	***	***	***
Jhalmagsi	1	6	0	9.1	100	50	1	0	0	0.0	-	-	17	97	92	100
Chaghai	1	5	0	8.8	60	60	1	0	0	0.0	-	-	11	100	92	***
Noshki	1	7	0	15.6	71	71	1	1	0	36.9	100	-	9	***	***	***
Killa Abdullah	5	15	2	4.7	80	100	5	2	0	12.9	50	-	20	88	88	100
Pishin	5	17	1	6.8	82	73	5	0	0	0.0	-	-	36	93	87	50
Quetta	9	37	4	6.4	78	91	11	1	0	3.2	100	-	57	96	96	100
Dera Bugti	2	7	0	6.2	86	71	2	0	0	0.0	-	-	7	***	***	***
Kohlu	1	1	0	1.8	0	100	1	0	0	0.0	-	-	6	83	83	100
Sibi	1	7	0	6.7	100	100	1	2	0	72.2	100	-	17	92	90	100
Harnai	1	2	0	2.6	100	0	1	0	0	0.0	-	-	10	***	***	***
Ziarat	1	3	1	13.3	33	100	1	0	0	0.0	-	-	7	97	93	100
Washuk	1	1	0	1.9	100	100	1	0	0	0.0	-	-	9	75	75	75
Zhob	2	9	0	8.9	78	100	3	0	0	0.0	-	-	16	100	92	100
Sherani	1	0	0	0.0	0	0	1	0	0	0.0	-	-	3	100	94	100
Loralai	3	6	1	3.2	100	80	3	0	0	0.0	-	-	14	100	95	100
Barkhan	1	6	1	7.9	83	83	1	0	0	0.0	-	-	9	100	75	100
Musa Khel	1	5	0	6.6	80	100	2	0	0	0.0	-	-	9	100	75	100
Killa Saifullah	2	5	0	4.9	60	100	2	0	0	0.0	-	-	13	98	91	100
Balochistan	77	253	11	6.2	82	85	78	10	0	4.4	90	-	480	92	87	96

* The expected number of AFP cases calculated @ 2/100,000 children below 15 years of age ; number expected cases by district may not add up to the total because of rounding off.

** Non Polio rate is annualized up to week No.3 ending on 24 January 2009.

† Target ≥80%
‡ Zero reports and active surveillance averaged for last 4 weeks
○ Indicator below target *** data not received from district

DISTRICT WISE SUMMARY OF SURVEILLANCE DATA AJK, FANA & ISLAMABAD

District	AFP Surveillance Data 2008						AFP Surveillance Data 2009										Active Surveillance (%) ††
	Minimum Expected AFP Cases (Annual) *	Total Reported AFP Cases	Wild Polio Cases	Indicators			Minimum Expected AFP Cases (Annual) *	Total Reported AFP Cases	Wild Polio Cases	Indicators			Zero Reporting ‡				
				Non-Polio AFP Rate	Adequate Stools (%) †	60 Day Follow Up (%) †				Non-Polio AFP Rate **	Adequate Stools (%) †	60 Day Follow Up (%) †	Number Zero Reporting Sites	Completeness (%) ††	Timeliness (%) ††		
District Wise Summary of Surveillance Data - AJK																	
Bagh	4	12	0	5.5	92	100	4	0	0	0	-	-	11	100	100	100	
Bhimber	3	9	0	5.1	100	100	4	0	0	0	-	-	10	100	100	100	
Kotli	6	11	0	3.4	91	90	7	0	0	0	-	-	13	100	100	100	
Mirpur	4	9	0	4.8	100	100	4	0	0	0	-	-	19	100	100	100	
Muzaffarabad	7	17	0	4.7	76	93	7	2	0	9.3	50	-	12	100	100	100	
Neelum	1	2	0	2.6	100	100	2	0	0	0	-	-	3	100	100	100	
Poonch	4	2	0	0.9	100	100	5	0	0	0	-	-	9	100	100	100	
Sudnuti	2	2	0	1.6	50	50	3	0	0	0	-	-	6	100	100	100	
AJK	33	64	0	3.8	89	94	35	2	0	2.0	50	-	83	100	100	100	
District Wise Summary of Surveillance Data - FANA																	
Diamer	1	3	0	5.8	67	100	1	0	0	0	-	-	5	100	100	100	
Astore	1	1	0	1.6	100	100	1	0	0	0	-	-	5	100	100	100	
Ghanche	1	2	0	4.0	100	100	1	0	0	0	-	-	7	100	100	100	
Ghizer	1	4	0	5.9	100	100	1	0	0	0	-	-	7	100	100	100	
Gilgit	3	9	0	6.5	89	100	3	0	0	0	-	-	12	100	100	100	
Sakardu	3	4	0	3.3	75	100	3	0	0	0	-	-	6	100	100	100	
FANA	12	23	0	4.6	87	100	12	0	0	0	-	-	42	100	100	100	
District Wise Summary of Surveillance Data - ISLAMABAD																	
Islamabad	12	26	5	3.3	92	96	13	0	0	0	-	-	39	100	93	100	

* The expected number of AFP cases calculated @ 2/100,000 children below 15 years of age; number expected cases by district may not add up to the total because of rounding off.

** Non Polio rate is annualized up to week No.3 ending on 24 January 2009. ‡ Zero reports and active surveillance averaged for last 4 weeks; † Target ≥80%; ○ Indicator below target.

REPORTED AFP CASES BY WEEK OF ONSET¹ — (Source RRL REC file 31/01/2009)

Province	Total AFP 2007	Total AFP 2008	Total AFP 2009	W 44	W 45	W 46	W 47	W 48	W 49	W 50	W 51	W 52	W 53	W 01	W 02	W 03	W 04
				01 Nov 08	08 Nov 08	15 Nov 08	22 Nov 08	29 Nov 08	06 Dec 08	13 Dec 08	20 Dec 08	27 Dec 08	03 Jan 09	10 Jan 09	17 Jan 09	24 Jan 09	31 Jan 09
Punjab	2000	2171	92	49	41	43	39	33	29	39	22	23	31	44	36	18	1
Sindh	1092	1331	47	33	27	36	30	22	10	20	18	23	15	20	17	17	2
NWFP & FATA	1011	1452	45	28	17	24	22	19	13	17	16	12	11	15	13	21	2
Balochistan	237	253	10	6	9	5	5	5	6	4	1	3	4	5	2	1	0
AJK	50	64	2	4	3	4	4	0	2	5	0	0	2	1	3	3	0
FANA	18	23	-	1	0	0	0	1	0	0	0	0	1	0	0	0	0
Islamabad	17	26	-	0	0	2	0	0	0	0	0	1	0	0	0	0	0
Pakistan	4425	5320	196	127	98	117	101	85	64	89	60	65	64	86	75	61	5

CONFIRMED POLIO CASES BY MONTH OF ONSET — (Source AFP REC file)

Province	2007	2008	2009	2008												2009	
				Jan	Feb	Mar	Apr	May	Jun	Jul	Aug	Sep	Oct	Nov	Dec †	Jan †	
Punjab	1	31	1	-	-	-	-	-	-	-	3	8	13	5	2	-	1
Sindh	12	18	-	2	1	-	5	2	1	2	3	-	-	1	1	-	-
NWFP & FATA	11	53	3	-	-	-	1	2	-	10	5	13	13	4	5	-	3
Balochistan	8	11	-	-	-	-	-	1	2	1	2	2	3	-	-	-	-
AJK / FANA	-	-	-	-	-	-	-	-	-	-	-	-	-	-	-	-	-
ISLAMABAD	-	5	-	-	-	-	-	-	-	2	-	3	-	-	-	-	-
Pakistan	32	118	4	2	1	0	6	5	3	18	18	31	21	7	6	4	