



ACUTE FLACCID PARALYSIS (AFP) SURVEILLANCE — COUNTRY UPDATE

Year 2007 (As of 7th April 07)

The AFP surveillance system has detected 914 AFP cases below 15 years of age to date in the year 2007. Of these cases, 448 are reported from Punjab, 256 from Sindh, 156 from NWFP/FATA, 35 from Balochistan, 16 from AJK, 2 from FANA, 1 from Islamabad. There are 7 confirmed polio cases in the country. Two are NSL1; one each from Baldia town of Karachi district and Khyber Agency of NWFP. There are 5 NSL3 cases; one each from Khairpur & Jacobabad districts of Sindh province and Nowshera district of NWFP, while Nasirabad district of Balochistan province has reported 2 NSL3 cases. Of the remaining 907 AFP cases, 679 have been discarded as non-polio AFP, while 228 cases are pending classification.

Key surveillance indicators for Pakistan are reaching the global targets. Pakistan has an annualized non-polio AFP rate of 4.7 per 100,000 children under 15 years of age. Adequate stool specimens have been collected from 92% of the AFP cases and 60 day follow-up has been conducted in 87% of the AFP cases.

Poliovirus Epidemiology

Wild poliovirus continues to be geographically and genetically restricted in known zones of transmission. In the year 2007 there are currently 2 clusters of wild poliovirus type 1 and 1 cluster of wild poliovirus type 3 compared to 5 and 2 respectively in the year 2006. Large populations in the country such as those in cen-

tral Punjab and central and part of southern Sindh are without polio cases for more than 12 months.

There is ongoing circulation of wild poliovirus type 3 which is restricted to the northern Sindh and adjacent Balochistan. There has been no wild poliovirus type 1 case for almost 2 months (last case was in January 2007) a major landmark in the history of poliovirus epidemiology in the country.

GLOBAL UPDATE

(DATA AS OF 4th APRIL 2007)

Globally there are 81 confirmed polio cases in 6 countries to date in 2007, compared to 149 cases in 10 countries during the same period in 2006. Of the total cases 67 are from endemic countries while 14 are from non-endemic countries.

Of the total 67 cases, 27 cases from India, 7 cases from Pakistan, 33 cases from Nigeria, 5 from Somalia, 7 from DRC and 2 case from Niger. Afghanistan has not reported any wild polio case this year to date compared to 4 cases during the same period in the year 2006. Other countries which have not reported any polio case this year and had at least 1 polio case last year include Bangladesh, Ethiopia, Indonesia and Yemen.

Inside this issue	Page
- AFP Surveillance Country Update	1
- Recently announced polio cases	1
- Global update	1
- AFP surveillance system performance	2-3
- District wise surveillance indicators	4-8
- Reported AFP cases by week of onset	8
- Confirmed Polio cases by month of onset	8

National Surveillance Cell
Polio Eradication Initiative
WHO Building, National Institute of Health, Park Road, Chak Shehzad
Islamabad-Pakistan
PO Box: 1013

Phone: +92 51 9255123,
+92 51 9255282
+92 51 9522075,77
+92 51 9255184,85
Ext: 62461

Fax: +92 51 9255192
Email: epidata@pak.emro.who.int

Website: www.whopak.org/polioeradication/

RECENTLY CONFIRMED POLIO CASES

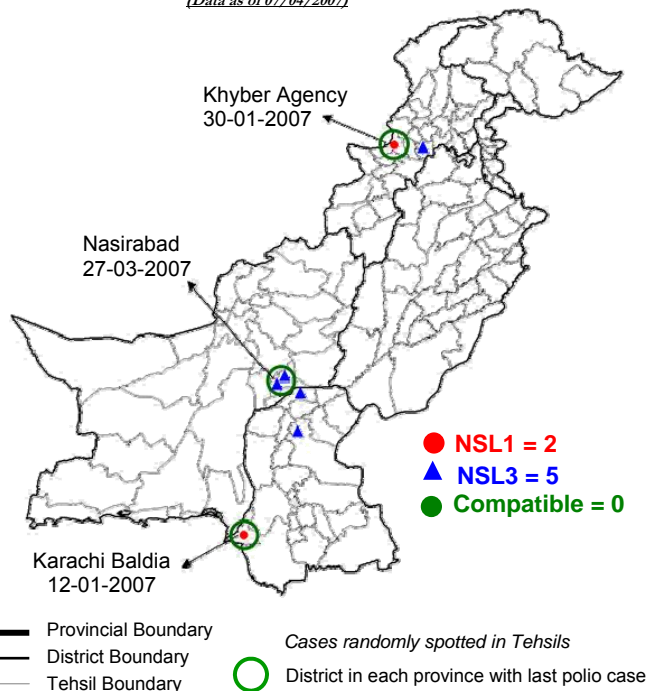
The Regional Reference Laboratory for Polioviruses has confirmed 1 new polio case since the publication of the last bulletin. The details are:

NASIRABAD

EPID No. BN/41/07/006 has isolation of NSL3. The case is a 48-months old male child with onset of paralysis on 27/03/2007. The child had fever and rapid progression of paralysis at onset. He has received 1 routine and 31 supplementary doses of oral polio vaccine (OPV). Genetically the case is most closely linked to Jafarabad case 011 of year 2006 from cluster B-1C showing continuing circulation of wild poliovirus type 3 in the region.

Distribution of Confirmed and Compatible Polio Cases by District/ Tehsil 2007

(Data as of 07/04/2007)



KEY MESSAGES

- The **President General Pervez Musharraf** highlighted progress in **polio eradication** and urged LHWs to support the efforts for **eliminating polio in 2007**.
- **NWFP Governor and Chief Minister** reaffirmed their commitment for polio eradication during their meetings with UNICEF Representative in Pakistan.
- In 2007, for the first time ever, there are **fewer type 1 polio cases than type 3 cases** in key endemic areas suggesting that the strategy of wide-scale **use of monovalent oral polio vaccine type 1 (mOPV1)** - which protects children twice as fast against type 1 polio than the traditionally-used trivalent OPV - **is working**.

Province-wise AFP surveillance data for the year 2006 and 2007

Province / Region	AFP Surveillance Data 2006					AFP Surveillance Data 2007 (As of 7 th Apr 2007)																
	Minimum Expected AFP	Total Reported AFP Cases	Wild Polio Cases	Polio Compatible Cases	Discarded Cases	Indicators			Minimum Expected AFP Cases (Annual)	Total Reported AFP Cases	Wild Polio Cases	Polio Compatible Cases	Discarded Cases	Pending Cases	Indicators			Zero Reporting			Active Surveillance (%)†	Rec. File Date
						Non-Polio AFP Rate*	Adequate Stools (%)†	60 Day Follow Up (%)†							Non-Polio AFP Rate*	Adequate Stools (%)†	60 Day Follow Up (%)†	Number Zero Reporting Sites	Completeness (%)†	Timeliness (%)†		
Punjab	406	1936	2	2	1932	4.8	92	92	420	448	0	0	361	87	4.3	95	88	857	94	95	97	07 April ' 2007
Sindh	174	1207	12	3	1192	6.9	87	90	177	256	3	0	173	80	5.7	91	90	1229	***	***	***	
NWFP/ FATA	115	967	16	3	948	8.2	85	92	120	156	2	0	110	44	5.1	89	91	541	83	82	83	
Balochis-tan	36	228	10	1	217	5.3	82	91	37	35	2	0	23	10	3.5	89	40	397	99	92	98	
AJK	16	45	0	0	45	2.8	82	84	16	16	0	0	10	6	4.0	94	100	79	93	93	98	
FANA	6	13	0	0	13	2.2	92	100	6	2	0	0	2	0	1.3	100	-	41	***	***	***	
Islama-bad	5	20	0	0	20	4.0	95	95	5	1	0	0	0	1	0.8	100	-	36	100	92	89	
Pakistan	763	4416	40	9	4367	5.7	89	93	777	914	7	0	679	228	4.7	92	87	3180				

* The expected number of AFP cases by district may not add up to the total because of rounding off and target 2/100,000 children less than 15 years of age

† Target ≥80%

*** Data not received as of 10th April, 2007

Surveillance Quality In 2006

Overall quality of AFP surveillance system in Pakistan remained high as measured by globally accepted key indicators including non-polio AFP rate, percentage of AFP cases with adequate stool specimens collected, non-polio enterovirus isolation rate and timeliness of zero reporting from health facilities. Below is a description of globally accepted, certification level key surveillance indicators for the year 2006 for Pakistan.

Non-polio AFP (NP AFP) rate (target 2/100,000 children <15 years of age)

At least one child under 15 years of age out of every 100,000 children develops acute flaccid paralysis from causes other than polio. This is accepted worldwide and is used as one of the indicators of sensitivity of AFP surveillance system. For endemic countries including Pakistan the minimum rate has been raised to 2/100,000.

Pakistan has been consistently above the target of 2/100,000 since 2001 at the country as well as provincial and regional levels. In the year 2006, majority of the districts are above the target (figure 1). Few districts had NP AFP rate below the target; most of these areas have low population density with 1 or 2 minimum expected AFP cases for the whole year.

Figure 2: Percent AFP cases with adequate specimens, by district, Pakistan 2006

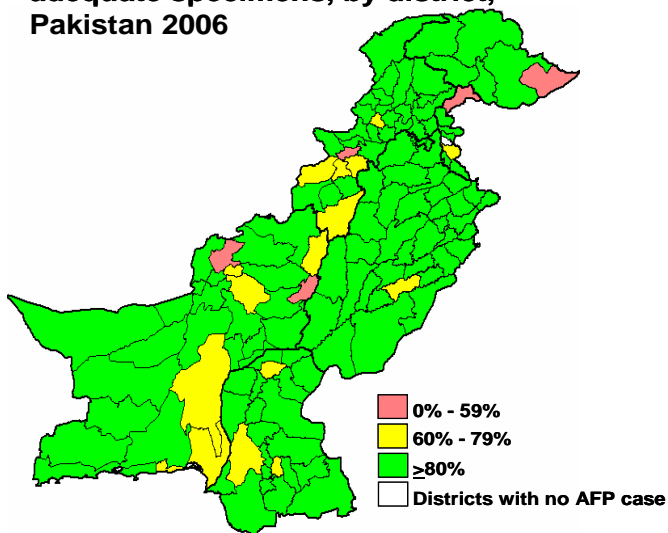
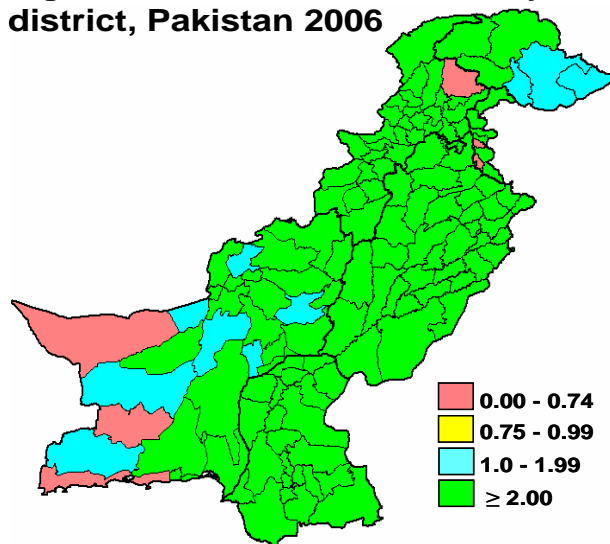


Figure 1: Non-Polio AFP rate by district, Pakistan 2006



Percent AFP cases with adequate stool specimens collected (target >80%)

Stool adequacy is the proportion of cases with two adequate stool specimens collected 24 hours apart within 14 days of onset of paralysis. It is a measure of quality of surveillance system. Stool culture is the most reliable test to decide whether a case is polio or not.

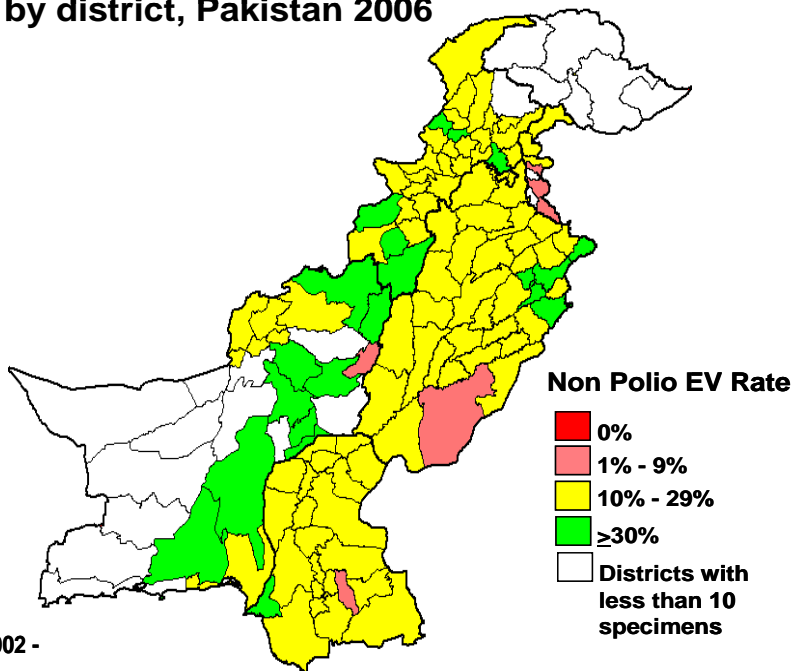
Pakistan has been consistently above the 80% target since 2001 at the country as well as provincial and regional levels despite significant increase in reporting of AFP cases in 2005 due liberal policy for inclusion of AFP. In the year 2006, majority of the districts are reaching the 80% target. Some of the 2 districts below the target including Hangu (50%), Dera Ismail Khan (69%), Bannu (72%), Karak (76%), Charsadda (73%) and North Waziristan (78%) in NWFP/FATA; Vehari (78%) in Punjab; Neelum (33%) and Kotli (60%) in AJK;

Non-Polio Enterovirus (NPEV) isolation rate (target >10%)

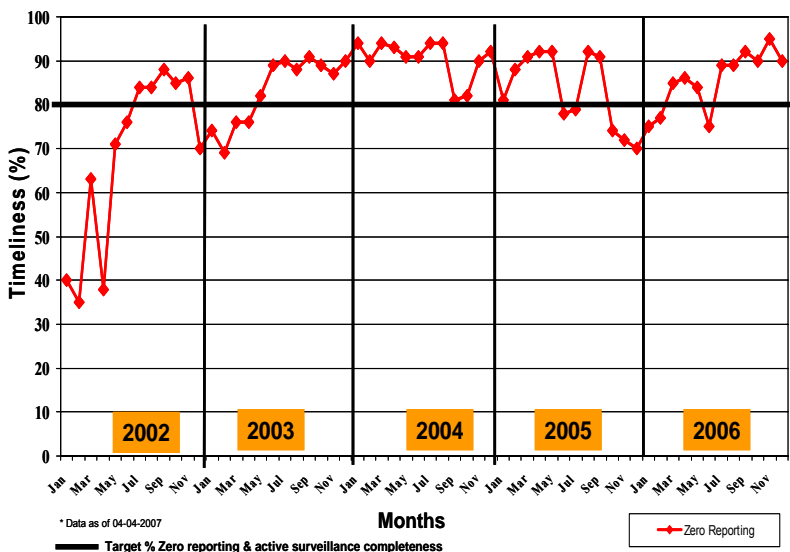
This indicator is a measure of quality of routine isolation of enteroviruses. The minimum required target is 10%.

NPEV isolation rate is above the 10% target at the country, provincial and regional level (figure 3). At the district level most areas are reaching the target except Barkhan in Balochistan, Bahawalpur in Punjab, Tando Allahyar in Sindh and Bhimber, Kotli and Poonch in AJK. Of these, all have Sabin like isolates except Barkhan (NPEV 0%) in Balochistan and Bhimber (NPEV 6%), Kotli (NPEV 7%) and Poonch (NPWV 8%) in AJK. The districts in white in figure 3 are low population density areas with less than 10 stool specimens collected for the whole year (minimum expected AFP cases is 1 for most of these district).

Figure 3: Percentage of NPEV isolates by district, Pakistan 2006



Graph 1: Zero Reporting timeliness (Averages %) by Month, Pakistan 2002 - 2006* (No. Zero Reporting Sites = 3156)

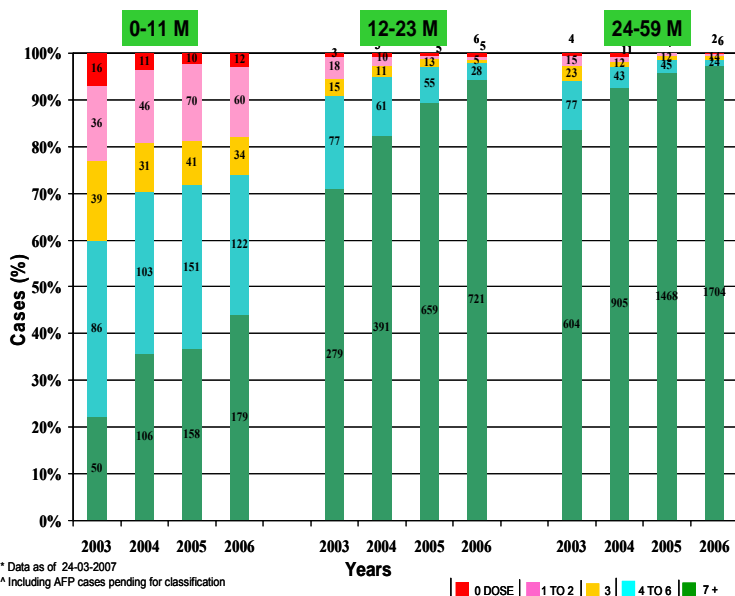


Zero reporting timeliness (target >80%)

Zero reporting timeliness is also one of the important surveillance quality indicators considered globally. The minimum required target is 80% i.e. reports from at least 80% of the health facilities in the zero reporting base should reach the headquarter in time, which is by the end of each week.

Overall the zero reporting timeliness is above 80% country-wide, since 2002. There have been occasional drops; in 2005 the drop in mid year was due to security situation in FANA and no reports were received from there. The drop in ZR in the later half of 2005 and early 2006 was due to the earthquake in most parts of AJK and some parts of NWFP.

Graph 2: Vaccination status of Non-Polio AFP cases^a, Pakistan 2003 to 2006*



Polio vaccination status of non-polio AFP cases

Graph 2 shows the polio vaccination status of non-polio AFP cases for the country from 2003 to 2006. There is progressive improvement in the vaccination status of AFP cases reported during the years 2004-2006

Upcoming Events

Technical Advisory Group Meeting
National Immunization Days

17 & 18 April, 2007
24 to 26 April, 2007

District-wise Summary — Punjab

District	AFP Surveillance Data 2006								AFP Surveillance Data 2007 (As of 7 th Apr 2007)												
	Minimum Expected AFP Cases (Annual)	Total Reported AFP Cases	Wild Polio Cases	Polio Compatible Cases	Discarded Cases	Indicators			Minimum Expected AFP Cases (Annual)	Total Reported AFP Cases	Wild Polio Cases	Polio Compatible Cases	Discarded Cases	Pending Cases	Indicators			Zero Reporting [‡]		Active Surveillance (%) [†]	
						Non-Polio AFP Rate*	Adequate Stools (%) [†]	60 Days Follow Up (%) [†]							Non-Polio AFP Rate*	Adequate Stools (%) [†]	60 Days Follow Up (%) [†]	Number Zero Reporting Sites	Completeness (%) [†]		Timeliness (%) [†]
Bahawalpur	14	50	0	1	49	3.5	96	90	14	8	0	0	8	0	2.2	100	100	24	99	97	97
Bahwalnagar	11	56	0	0	56	5.1	98	89	11	8	0	0	5	3	2.8	88	100	25	88	99	100
Rahimyar	18	78	0	0	78	4.3	90	85	19	17	0	0	13	4	3.6	94	100	24	96	96	100
Dera Ghazi	9	70	0	0	70	7.8	84	85	10	20	0	0	17	3	8.1	95	100	18	92	92	100
Layyah	6	41	0	0	41	6.8	88	92	7	7	0	0	6	1	4.2	100	100	17	100	100	95
Muzaffargarh	15	102	1	1	100	6.7	92	94	16	23	0	0	18	5	5.7	100	100	30	94	100	100
Rajanpur	6	55	0	0	55	9.2	96	96	7	18	0	0	14	4	10.8	100	75	14	91	91	100
Faisalabad	30	103	0	0	103	3.4	89	86	31	30	0	0	25	5	3.9	87	90	36	100	100	99
Jhang	15	64	0	0	64	4.3	91	96	16	16	0	0	14	2	4.1	88	80	26	90	90	100
Toba Tek	9	59	0	0	59	6.6	93	98	9	19	0	0	13	6	8.6	95	71	22	100	100	100
Gujranwala	19	111	0	0	111	5.8	90	96	20	14	0	0	11	3	2.9	93	100	47	97	97	100
Gujrat	11	35	0	0	35	3.2	100	97	11	12	0	0	10	2	4.3	100	83	40	91	91	100
Hafizabad	4	52	0	0	52	13.0	94	94	5	4	0	0	2	2	3.5	50	0	24	96	89	93
Mandi Bah	6	33	0	0	33	5.5	100	100	6	17	0	0	13	4	11.0	100	100	34	100	100	100
Narowal	7	55	0	0	55	7.9	89	92	7	12	0	0	8	4	7.1	100	100	27	98	98	100
Sialkot	15	36	0	0	36	2.4	97	94	15	8	0	0	7	1	2.1	100	100	20	89	89	100
Kasur	13	65	0	0	65	5.0	94	90	13	14	0	0	13	1	4.2	100	100	27	98	98	100
Lahore	37	110	0	0	110	3.0	93	91	40	27	0	0	22	5	2.7	96	100	35	99	99	99
Okara	12	86	0	0	86	7.2	93	91	12	18	0	0	17	1	5.8	100	100	26	100	98	98
Sheikhupura	11	37	0	0	37	3.4	89	83	12	6	0	0	4	2	2.1	100	100	27	87	87	100
Nankana	7	28	0	0	28	4.0	96	92	7	11	0	0	5	6	6.2	82	50	29	93	96	100
Khanewal	11	65	0	0	65	5.9	92	93	12	10	0	0	10	0	3.5	100	100	27	88	88	90
Lodhran	6	51	0	0	51	8.5	84	86	7	9	0	0	8	1	5.4	89	100	22	84	84	79
Multan	17	77	1	0	76	4.5	92	93	18	14	0	0	12	2	3.1	93	100	29	90	90	100
Pakpattan	7	38	0	0	38	5.4	87	89	7	3	0	0	2	1	1.7	100	100	17	85	85	100
Sahiwal	10	59	0	0	59	5.9	90	89	10	14	0	0	11	3	5.6	93	60	22	91	91	78
Vehari	12	46	0	0	46	3.8	78	80	12	7	0	0	6	1	2.3	100	50	27	93	93	94
Attock	7	22	0	0	22	3.1	100	95	7	8	0	0	7	1	4.6	100	100	10	100	100	100
Chakwal	6	30	0	0	30	5.0	93	96	6	7	0	0	7	0	4.8	100	100	10	100	100	100
Jhelum	5	27	0	0	27	5.4	100	92	5	8	0	0	6	2	6.3	88	100	20	98	98	100
Rawalpindi	19	68	0	0	68	3.6	96	95	19	16	0	0	11	5	3.3	94	100	29	100	100	100
Bhakkar	6	28	0	0	28	4.7	96	85	6	14	0	0	13	1	9.3	93	100	11	100	100	100
Khushab	5	25	0	0	25	5.0	96	100	5	7	0	0	7	0	5.7	100	50	15	89	89	85
Mianwali	6	29	0	0	29	4.8	97	100	6	7	0	0	6	1	4.8	100	100	16	94	94	94
Sargodha	14	45	0	0	45	3.2	96	93	14	15	0	0	10	5	4.2	87	75	30	93	93	100
Punjab	406	1936	2	2	1932	4.8	92	92	420	448	0	0	361	87	4.3	95	88	857	94	95	97

* Target 2/100,000 children less than 15 years of age

† Target ≥80%

District-wise Summary — Sindh

Town / District	AFP Surveillance Data 2006									AFP Surveillance Data 2007 (As of 7 th Apr 2007)											
	Minimum Expected AFP	Total Reported AFP Cases	Wild Polio Cases	Polio Compatible Cases	Discarded Cases	Indicators			Minimum Expected AFP	Total Reported AFP Cases	Wild Polio Cases	Polio Compatible Cases	Discarded Cases	Pending Cases	Indicators			Zero Reporting‡		Active Surveillance (%)†	
						Non-Polio AFP Rate*	Adequate Stools (%)†	60 Days Follow Up (%)†							Non-Polio AFP Rate*	Adequate Stools (%)†	60 Days Follow Up (%)†	Number Zero Reporting Sites	Completeness (%)†		Timeliness (%)†
TOWN	TOWN SUMMARY FOR KARACHI DISTRICT																				
Baldia	2	15	0	0	15	7.5	87	73	2	4	1	0	3	0	5.2	100	100	20	***	***	***
BinQasim	2	10	0	0	10	5.0	90	70	2	1	0	0	1	0	1.6	100	-	17	***	***	***
Gadap	2	24	1	0	23	11.5	96	87	2	5	0	0	2	3	9.9	100	100	13	***	***	***
Gulberg	3	7	0	0	7	2.3	100	100	3	1	0	0	0	1	1.5	100	-	7	***	***	***
Gulshan-e-Iqbal	4	9	1	0	7	2.0	89	100	4	3	0	0	3	0	3.0	100	100	15	***	***	***
Jamsheed	4	11	0	0	11	2.8	100	90	4	3	0	0	1	2	2.8	67	100	20	***	***	***
Kamari	3	10	0	1	9	3.0	80	80	3	5	0	0	4	1	7.2	80	100	11	***	***	***
Korangi	3	28	2	0	25	8.7	86	89	3	5	0	0	3	2	5.9	100	100	9	***	***	***
Landhi	4	15	0	0	15	3.8	100	100	4	2	0	0	2	0	1.8	50	100	20	***	***	***
Liaquat abad	4	5	0	0	5	1.3	100	100	4	1	0	0	1	0	1.0	100	-	16	***	***	***
Layari	3	9	0	0	8	3.0	89	75	3	0	0	0	0	0	0.0	-	-	16	***	***	***
Malir	3	12	0	0	12	4.0	83	100	3	2	0	0	0	2	2.7	100	-	15	***	***	***
North	4	9	0	0	9	2.3	89	100	4	4	0	0	4	0	4.0	100	100	9	***	***	***
North Nazima-	3	5	0	0	5	1.7	100	80	3	3	0	0	3	0	4.1	100	0	9	***	***	***
Orangi	5	18	0	0	18	3.6	78	88	5	3	0	0	3	0	2.4	100	0	22	***	***	***
ShahFaisal	3	7	0	0	7	2.3	100	85	3	1	0	0	1	0	1.3	100	-	11	***	***	***
Saddar	5	16	0	0	16	3.2	100	100	5	4	0	0	3	1	3.4	75	100	21	***	***	***
Site	3	13	0	0	13	4.3	92	76	3	2	0	0	2	0	2.4	100	100	15	***	***	***
DISTRICT	DISTRICT SUMMARY SINDH PROVINCE																				
KARACHI	60	223	4	1	218	3.6	91	90	60	49	1	0	36	12	3.1	92	100	266	***	***	***
Badin	6	58	0	0	58	9.7	93	91	6	7	0	0	6	1	4.5	100	100	26	***	***	***
Dadu	6	47	0	0	47	7.8	94	80	6	14	0	0	8	6	9.0	93	100	43	***	***	***
Jamshoro	3	25	0	0	25	8.3	76	88	3	9	0	0	4	5	10.8	89	50	28	***	***	***
Tando M. Khan	3	30	0	0	30	10.0	93	96	3	3	0	0	2	1	4.5	100	100	9	***	***	***
Tando Allahyar	2	19	0	0	19	9.5	74	89	3	3	0	0	2	1	4.8	100	100	19	***	***	***
Matiari	3	27	0	0	27	9.0	81	81	3	8	0	0	5	3	11.5	100	100	36	***	***	***
Hyderabad	8	30	0	0	30	3.8	87	96	8	6	0	0	5	1	3.1	100	100	30	***	***	***
Thatta	6	38	0	0	38	6.3	97	89	6	5	0	0	3	2	3.3	100	100	26	***	***	***
Jacobabad	4	94	1	0	93	23.3	81	92	4	21	1	0	8	12	18.9	76	100	73	***	***	***
Larkana	6	36	0	0	36	6.0	83	86	7	6	0	0	5	1	3.6	100	100	82	***	***	***
Kashmore	4	43	0	1	42	10.5	79	93	4	14	0	0	8	6	15.4	93	66	29	***	***	***
Kambar	5	52	0	0	52	10.4	90	86	5	7	0	0	6	1	5.9	100	75	41	***	***	***
Shikarpur	5	58	1	0	57	11.4	74	84	5	19	0	0	12	7	15.6	95	100	39	***	***	***
Mirpurkhas	5	54	0	0	54	10.8	89	94	5	13	0	0	9	4	10.1	85	33	67	***	***	***
Umerkot	4	42	1	0	41	10.3	95	92	4	8	0	0	6	2	8.0	88	100	35	***	***	***
Sanghar	8	54	1	0	53	6.6	85	88	8	8	0	0	6	2	3.8	88	100	37	***	***	***
Tharparkar	5	35	0	0	35	7.0	83	85	5	4	0	0	2	2	2.9	75	100	50	***	***	***
Ghotki	6	43	1	0	42	7.0	95	95	6	9	0	0	9	0	6.2	89	75	50	***	***	***
Khairpur	9	109	0	0	109	12.1	85	92	9	29	1	0	19	9	12.7	93	91	95	***	***	***
Nawab Shah	5	27	0	0	27	5.4	93	81	6	3	0	0	2	1	2.1	67	100	30	***	***	***
Naushero Feroz	6	30	1	0	29	4.8	83	96	6	3	0	0	3	0	2.2	100	100	47	***	***	***
Sukkur	5	33	2	1	30	6.0	82	96	5	8	0	0	7	1	6.1	100	100	71	***	***	***
Sindh	174	1207	12	3	1192	6.9	87	90	177	256	3	0	173	80	5.7	91	90	1229	***	***	***

* Target 2/100,000 children less than 15 years of age

** Data not received

† Target ≥80%

District-wise Summary — NWFP/FATA

District	AFP Surveillance Data 2006								AFP Surveillance Data 2007 (As of 7 th Apr 2007)												
	Minimum Expected AFP Cases (Annual)	Total Reported AFP Cases	Wild Polio Cases	Polio Compatible Cases	Discarded Cases	Indicators			Minimum Expected AFP Cases (Annual)	Total Reported AFP Cases	Wild Polio Cases	Polio Compatible Cases	Discarded Cases	Pending Cases	Indicators			Zero Reporting†		Active Surveillance (%)†	
						Non-Polio AFP Rate*	Adequate Stools (%)†	60 Days Follow Up (%)†							Non-Polio AFP Rate*	Adequate Stools (%)†	60 Days Follow Up (%)†	Number Zero Reporting Sites	Completeness (%)†		Timeliness (%)†
Bannu	4	46	6	1	39	9.8	72	93	4	7	0	0	6	1	7.2	100	100	22	95	95	100
Dera Ismail Khan	5	39	1	0	38	7.6	69	82	5	8	0	0	7	1	6.3	100	0	16	100	100	76
Lakki Marwat	3	38	1	0	37	12.3	89	92	3	9	0	0	5	4	12.3	100	100	35	100	100	100
Tank	1	9	0	0	9	9.0	89	100	1	0	0	0	0	0	0.0	-	-	14	100	100	92
North Waziristan	2	18	2	0	16	8.0	78	100	2	4	0	0	4	0	7.9	100	100	9	***	***	***
South Waziristan	2	13	0	0	13	6.5	92	92	2	1	0	0	1	0	1.7	100	-	13	***	***	***
Abottabad	5	22	0	0	22	4.4	91	95	5	4	0	0	3	1	3.4	100	100	15	97	93	94
Batagram	1	17	0	0	17	17.0	100	88	1	1	0	0	1	0	3.1	100	-	10	100	100	100
Haripur	4	10	0	0	10	2.5	90	90	4	5	0	0	4	1	5.3	100	-	16	95	95	85
Kohistan	2	3	0	0	3	1.5	100	100	2	1	0	0	1	0	1.9	0	100	6	100	100	100
Mansehra	6	41	0	0	41	6.8	90	87	6	8	0	0	8	0	5.0	100	50	19	97	97	100
Karak	2	17	0	0	17	8.5	76	88	3	6	0	0	3	3	9.3	50	-	15	40	40	96
Kohat	3	25	0	0	25	8.3	88	100	3	6	0	0	6	0	7.1	100	-	14	79	79	100
Kurram	2	20	0	0	20	10.0	100	90	3	4	0	0	3	1	6.3	75	100	9	75	58	100
Orakzai	1	6	0	0	6	6.0	83	66	1	0	0	0	0	0	0.0	-	-	9	51	51	100
Hangu	2	8	0	0	8	4.0	50	75	2	1	0	0	0	1	2.1	100	-	7	***	***	100
Bunir	3	40	0	0	40	13.3	93	100	3	6	0	0	3	3	7.5	83	100	15	100	100	93
Chitral	2	10	0	0	10	5.0	100	100	2	0	0	0	0	0	0.0	-	-	11	80	80	64
Dir Lower	4	46	1	0	45	11.3	91	93	4	6	0	0	4	2	5.5	100	100	22	100	100	100
Dir Upper	3	26	0	0	26	8.7	88	88	3	6	0	0	3	3	7.3	100	100	15	100	100	94
Malakand	3	23	0	0	23	7.7	96	91	3	1	0	0	1	0	1.5	100	-	13	100	100	100
Swat	7	41	0	0	41	5.9	98	90	8	4	0	0	3	1	2.1	100	100	15	100	100	97
Shangla	2	19	0	0	19	9.5	95	94	3	1	0	0	1	0	1.5	100	-	5	100	100	88
Mardan	8	108	0	0	108	13.5	81	88	9	6	0	0	5	1	2.8	83	100	15	100	100	92
Swabi	6	74	0	0	74	12.3	91	95	6	8	0	0	6	2	5.3	75	100	19	68	68	96
Bajour	4	43	4	1	38	9.5	84	90	4	2	0	0	1	1	2.0	100	100	12	69	69	***
Charsadda	6	30	0	0	30	5.0	73	90	6	10	0	0	7	3	6.7	80	100	14	75	49	93
Khyber	3	25	1	0	24	8.0	76	100	3	2	1	0	1	0	1.1	100	-	43	77	77	87
Mohmand	2	17	0	0	17	8.5	82	88	2	2	0	0	1	1	3.7	50	0	15	***	***	***
Nowshera	5	38	0	0	38	7.6	84	89	5	15	1	0	9	5	11.0	87	100	19	80	80	96
Peshawar	12	95	0	1	94	7.8	80	96	12	22	0	0	13	9	7.1	86	85	60	97	97	100
NWFP/ FATA	115	967	16	3	948	8.2	85	92	120	156	2	0	110	44	5.1	89	91	541	83	82	83

* Target 2/100,000 children less than 15 years of age

† Target ≥80%

District-wise Summary — Balochistan

District	AFP Surveillance Data 2006								AFP Surveillance Data 2007 (As of 7 th Apr 2007)												
	Minimum Expected AFP	Total Reported AFP Cases	Wild Polio Cases	Polio Compatible Cases	Discarded Cases	Indicators			Minimum Expected AFP	Total Reported AFP Cases	Wild Polio Cases	Polio Compatible Cases	Discarded Cases	Pending Cases	Indicators			Zero Reporting		Active Surveillance (%)†	
						Non-Polio AFP Rate*	Adequate Stools (%)†	60 Days Follow Up (%)†							Non-Polio AFP Rate*	Adequate Stools (%)†	60 Days Follow Up (%)†	Number Zero Reporting Sites	Completeness (%)†		Timeliness (%)†
Awaran	1	2	0	0	2	2.0	100	100	1	0	0	0	0	0	0.0	-	-	12	100	97	100
Kalat	2	3	0	0	3	1.5	100	66	1	1	0	0	0	1	3.5	100	-	12	100	86	100
Kharan	1	2	0	0	2	2.0	100	100	1	1	0	0	1	0	5.9	100	-	6	100	100	75
Khuzdar	2	9	0	0	9	4.5	67	88	2	1	0	0	1	0	1.7	100	100	21	100	98	100
Lasbela	2	12	0	0	12	6.0	75	83	2	1	0	0	1	0	2.2	100	-	28	100	96	100
Mastung	1	3	0	0	3	3.0	100	100	1	1	0	0	0	1	4.8	0	0	10	100	80	100
Gawadar	1	1	0	0	1	1.0	100	100	1	0	0	0	0	0	0.0	-	-	10	***	***	***
Kech	2	3	0	0	3	1.5	100	100	2	0	0	0	0	0	0.0	-	-	14	100	97	100
Panjgour	1	1	0	0	1	1.0	100	100	1	0	0	0	0	0	0.0	-	-	10	***	***	***
Nasirabad	2	25	0	0	25	12.5	92	100	2	5	2	0	2	1	7.7	80	50	23	***	***	***
Bolan	2	11	0	0	11	5.5	82	81	2	1	0	0	1	0	2.5	100	-	9	98	81	100
Jafarabad	2	55	3	0	52	26.0	82	87	3	4	0	0	4	0	6.3	100	-	28	100	100	***
Jhalmagsi	1	1	0	0	1	1.0	100	100	1	1	0	0	0	1	6.3	100	-	11	100	89	100
Chaghai	1	1	0	0	1	1.0	100	100	1	0	0	0	0	0	0.0	-	-	11	82	54	100
Noshki	1	1	0	0	1	1.0	100	100	1	0	0	0	0	0	0.0	-	-	9	100	89	100
Killa Abdullah	2	22	4	1	17	8.5	82	90	2	5	0	0	3	2	8.1	80	0	20	***	***	***
Pishin	2	5	0	0	5	2.5	40	100	2	1	0	0	1	0	1.8	100	-	32	***	***	***
Quetta	4	29	3	0	26	6.5	83	96	4	6	0	0	4	2	5.4	83	100	44	100	98	100
Dera Bugti	1	5	0	0	5	5.0	80	100	1	2	0	0	0	2	7.3	100	-	-	***	***	***
Kohlu	1	1	0	0	1	1.0	100	100	1	0	0	0	0	0	0.0	-	-	7	100	100	100
Sibi	1	9	0	0	9	9.0	67	88	1	0	0	0	0	0	0.0	-	-	15	95	83	100
Ziarat	1	4	0	0	4	4.0	75	100	1	1	0	0	1	0	26.7	100	-	7	***	***	100
Washuk	1	1	0	0	1	1.0	100	100	1	0	0	0	0	0	0.0	-	-	6	100	100	75
Zhob	1	6	0	0	6	6.0	83	100	1	3	0	0	3	0	8.5	100	0	16	100	100	100
Loralai	2	4	0	0	4	2.0	100	100	2	0	0	0	0	0	0.0	-	-	13	100	100	100
Barkhan	1	2	0	0	2	2.0	50	0	1	0	0	0	0	0	0.0	-	-	5	100	100	100
Musa Khel	1	5	0	0	5	5.0	60	100	1	1	0	0	1	0	5.6	100	0	4	100	100	100
Killa Saifullah	1	5	0	0	5	5.0	80	100	1	0	0	0	0	0	0.0	-	-	14	***	***	100
Balochistan	36	228	10	1	217	5.3	82	91	37	35	2	0	23	10	3.5	89	40	397	99	92	98

* Target 2/100,000 children less than 15 years of age

† Target ≥80%

District-wise Summary— AJK, FANA and Islamabad

District	AFP Surveillance Data 2006									AFP Surveillance Data 2007 (As of 7 th Apr 2007)											
	Minimum Ex-pected AFP Cases (Annual)	Total Reported	Wild Polio Cases	Polio Compatible	Discarded Cases	Indicators			Minimum Ex-pected AFP Cases (Annual)	Total Reported	Wild Polio Cases	Polio Compatible	Discarded Cases	Pending Cases	Indicators			Zero Reporting†			Active Surveil-lance(%)†
						Non-Polio AFP Rate*	Adequate Stools (%)†	60 Days Fol-low Up (%)†							Non-Polio AFP Rate*	Adequate Stools (%)†	60 Days Fol-low Up (%)†	Number Zero Reporting Sites	Complete-ness (%)†	Timeliness (%)†	
Bagh	2	9	0	0	9	4.5	89	77	2	4	0	0	2	2	8.0	100	100	11	82	82	100
Bhimber	2	5	0	0	5	2.5	80	60	2	0	0	0	0	0	0.0	-	-	10	100	100	100
Kotli	3	10	0	0	10	3.3	60	90	3	2	0	0	1	1	2.7	100	-	14	100	100	88
Mirpur	2	2	0	0	2	1.0	100	100	2	4	0	0	3	1	8.0	100	-	14	100	100	100
Muzaffarabad	2	10	0	0	10	5.0	100	90	4	5	0	0	3	2	5.0	80	-	12	100	100	100
Neelum	2	3	0	0	3	1.5	33	100	1	0	0	0	0	0	0.0	-	-	3	100	100	100
Poonch	2	6	0	0	6	3.0	100	83	2	0	0	0	0	0	0.0	-	-	9	100	100	100
Sudnuti	1	0	0	0	0	0.0	0	0	1	1	0	0	1	0	4.0	100	100	6	100	100	100
AJK	16	45	0	0	45	2.8	82	84	16	16	0	0	10	6	4.0	94	100	79	93	93	98
FANA																					
Diamer	1	2	0	0	2	2.0	100	100	1	0	0	0	0	0	0.0	-	-	7	***	***	***
Astore	1	1	0	0	1	1.0	100	100	1	0	0	0	0	0	0.0	-	-	4	***	***	***
Ghanche	1	1	0	0	1	1.0	0	100	1	0	0	0	0	0	0.0	-	-	7	***	***	***
Ghizer	1	2	0	0	2	2.0	100	100	1	0	0	0	0	0	0.0	-	-	7	***	***	***
Gilgit	1	4	0	0	4	4.0	100	100	2	2	0	0	2	0	4.0	100	-	9	***	***	***
Sakardu	1	3	0	0	3	3.0	100	100	1	0	0	0	0	0	0.0	-	-	7	***	***	***
FANA	6	13	0	0	13	2.2	92	100	6	2	0	0	2	0	1.3	100	-	41	***	***	***
Islamabad																					
Islamabad	5	20	0	0	20	4.0	95	95	5	1	0	0	0	1	0.8	100	-	36	100	92	89

Reported AFP cases by week of onset || — (Source RRL REC file 07/04/2007)

Province	Total AFP 2005	Total AFP 2006	Total AFP 2007	W 52	W 01	W 02	W 03	W 04	W 05	W 06	W 07	W 08	W 09	W 10	W 11	W 12	W 13
				30 Dec 06	06 Jan 07	13 Jan 07	20 Jan 07	27 Jan 07	03 Feb 07	10 Feb 07	17 Feb 07	24 Feb 07	03 Mar 07	10 Mar 07	17 Mar 07	24 Mar 07	31 Mar 07
Punjab	1965	1934	448	23	33	25	45	42	28	37	34	45	41	31	37	33	29
Sindh	884	1207	256	15	19	18	24	33	18	16	23	18	11	13	25	17	17
NWFP	868	965	156	18	8	3	15	14	15	13	11	11	13	18	14	14	13
Balochis-	220	227	35	2	2	2	3	2	2	4	3	4	3	1	5	2	3
AJK	59	45	16	1	0	0	1	1	0	1	1	3	1	2	1	2	2
FANA	12	13	2	0	0	0	0	0	2	0	0	0	1	0	1	1	0
Islamabad	17	20	1	0	0	0	0	0	0	0	0	0	0	1	0	1	0
Pakistan	4025	4411	914	59	62	48	88	92	65	71	72	81	70	66	83	70	64

Confirmed polio cases by month of onset— (Source AFP REC file 07/04/2007)

Province	2005	2006	2007	2006										2007			
				Apr	May	Jun	Jul	Aug	Sep	Oct	Nov	Dec	Jan	Feb	Mar¶		
Punjab	10	2	0	0	0	1	1	0	0	0	0	0	0	0	0	0	0
Sindh	5	12	3	1	0	0	0	1	2	4	4	0	0	3	0	0	0
NWFP	5	16	2	0	3	0	2	1	4	3	1	1	0	2	0	0	0
Balochistan	8	10	2	0	2	3	1	1	0	1	1	0	0	0	1	1	1
AJK/FANA/ICT	0	0	0	0	0	0	0	0	0	0	0	0	0	0	0	0	0
Pakistan	28	40	7	1	5	4	4	3	6	8	6	1	5	1	1	1	1

* Target 2/100,000 children less than 15 years of age

† Target ≥80%

*** Data not received

¶ Epidemiological week calendar

¶ Data not complete